

2025 Critical Details on National Camping School Participation

Course Site:

CAMP PIGOTT
24225 Woods Creek Rd
Snohomish, WA 98290

Course Director: Jeni Gates

E-mail: jeni.scouting@gmail.com

Phone: (253) 886-4727

Host Liaison: Dave Buterbaugh

E-mail : Dbuterbaugh@seattlebsa.org

Phone: (360) 568-2065

Dates: April 25-26, 2026

Theme: Dinos

Course times:

The adventure begins at 8:00 a.m. on Saturday, April 25th, and ends approximately. 2:00 p.m. on Sunday, April 26th

Weather:

Temperatures will be high in the 50s with lows in the 40s. Be prepared for possible cool, damp days, as well as some outdoor activities.

If you need to mail something to camp:

Please use the mailing address

Camp Pigott

25600-A Monroe Camp Rd

Snohomish, WA 98290

Early arrivals:

For an additional fee of \$55.00*, you may arrive the night before. Please arrive between 7:00 p.m. and 10:00 p.m. *This fee covers lodging on Friday evening and breakfast on Saturday. This fee does NOT cover a meal on Friday night. FYI: No activities are planned for early arrivals as the staff are busy with preparations.*

Before You Arrive at NCS:

- Take the online NCS course Foundations of Cub Scout Day Camp (CS-62) and the in-person Council led NCS course (CS-63). Don't forget to complete the other pre-requisites: Safeguarding Youth Training, Hazardous Weather, and any Cub Scout Leader Position Specifics training.
- Please utilize the [Scouting America pre-event medical screening form](#) and elect to stay home if you are ill, or you have been in close contact with someone who is ill.

What to Bring to Camp:

- Proof of Scouting America registration & prerequisite online training courses (Safeguarding Youth Training, Hazardous Weather, any Cub Scout Leader Position Specifics training, Foundations of Cub Day Camp Online Training, and In-Council Day Camp Training).
- Your completed [Scouting America health form](#) (parts A and B).
- Samples of your council's day camp promotional materials, staff manuals, or other camp literature, registration forms, schedules, etc., for display or giveaway. Make copies for at least 20 participants (no copying services are available at camp).
- Interesting crafts or activity ideas to share.

- Your camp T-shirt—there will be an opportunity for everyone to wear theirs.
- Notepad and pencil or pen. A participant binder and learning materials will be provided.
- A bag or backpack to carry materials.
- NCS Online Trading Post: You can preview and purchase specialty National Camp School items (shirts, sweatshirts, and more!) to be sent directly to your home via [Scouting America Outfitters](#).

Personal Gear:

- Official complete Scouting uniform. We will wear the Field uniform, the official Scout uniform, on Saturday morning and Sunday morning. You may wear any Day Camp T-shirt/Sweatshirt or Scout activity uniform, at other times.
- Pillow, Bed Linens, Toiletries, towel, washcloth, soap, shampoo, etc.
- Warm sleepwear, perhaps “long johns” or sweats.
- Coat, jacket, suitable footwear/socks, gloves, hat, umbrella
- Camera (Take photos of the displays and show others back home what can be done!)
- Cell phone coverage at this site is usually pretty good (camp phones restricted to emergencies)

What to Expect and What Is Expected:

- Arrive rested. Be prepared for concentration, participation, and fun! Days last from early morning to late at night.
- Be prepared for Dorm style - indoor housing with mattresses. Please bring your own bedding.
- **You must arrive no later than 8:00 a.m. on the first day and attend all sessions through the last day to be certified.**
- To focus on the learning, please leave the distractions of life behind: family, children, pets, job, etc. There are no accommodations for anyone but registered participants.
- Please understand that if you receive the names and contact information for other participants or for staff, you may not contact them for commercial purposes unless you receive their expressed permission to do so.

As a member of your council’s day camp leadership team, you will be providing Scouts with an experience that they will remember the rest of their lives. Thank you for making the decision to attend National Camping School.

Yours in Scouting,



Jeni Gates
NCS Course Director

**The early arrival fee is handled through your local council. You may or may not be expected to cover it personally.*

Directions to Camp Pigott

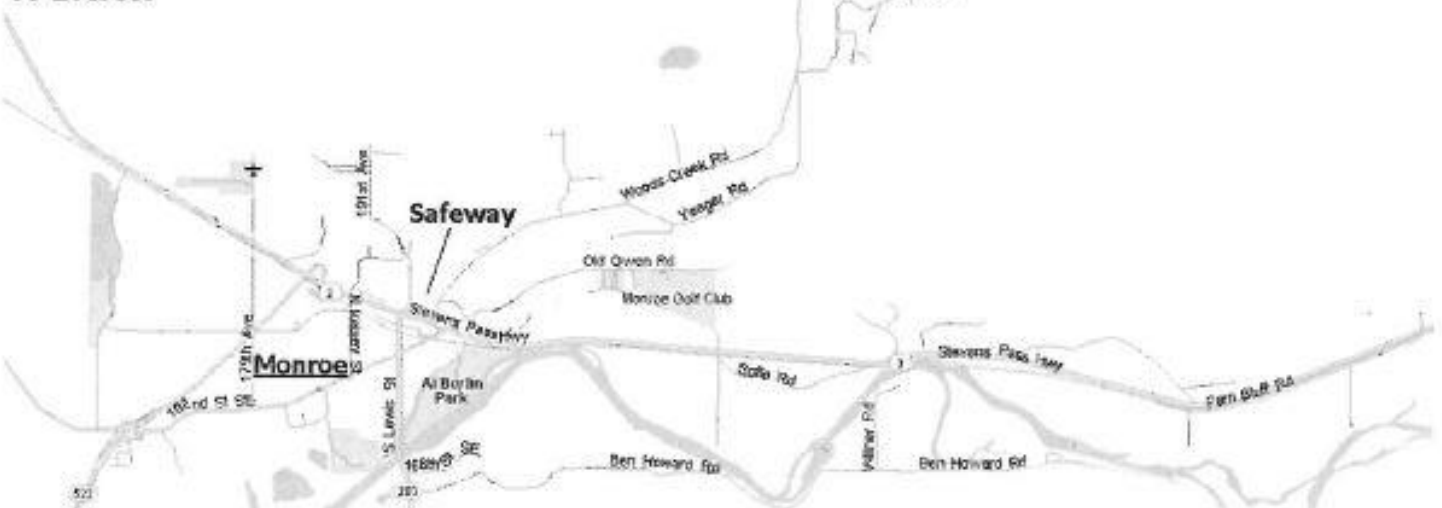
- 1) From Seattle take I-405 North to Highway 522.
- 2) Take Highway 522 East to its end at the stoplight where it intersects with Highway 2 in Monroe.
- 3) Take exit for US Hwy 2 East. Merge onto US 2 and drive about .75 miles. A Safeway and McDonalds will be on your left as you drive.
- 4) Turn LEFT onto Woods Creek Road. A red barn style gas station and deli is on the left corner as you make the turn.
- 5) Continue approximately 10.3 miles on Woods Creek Road. Every time there is a fork in the road KEEP RIGHT.
- 6) Turn RIGHT at the Camp Pigott sign and follow signs around the lake to the parking lot on the right.

Camp Pigott
25600-A Monroe Camp Road
Snohomish, WA 98290
360-568-2065

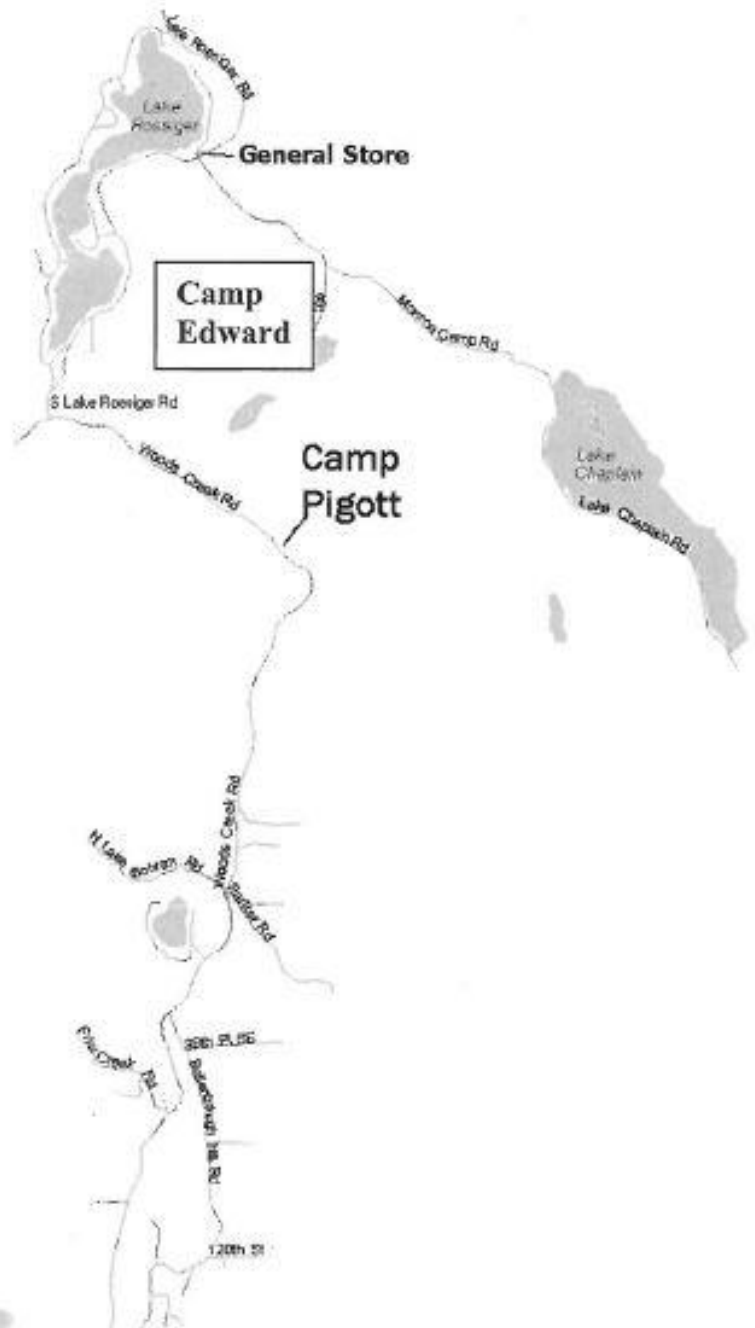
For GPS driving directions, use Camp Pigott's physical address:

**24225 Woods Creek Road
Snohomish, WA 98290**

To Everett



To Seattle





RIFLE

MT. PILCHUCK

ARCHERY

BLACK SMITH
SHOP

SCOUTCRAFT

SCOUT
SKILLS

MONTE
CRISTO

MT. SHUKSAN

MT. SHUKSAN

WHIDBEY

SKAGIT

ADULT
SHOWERS

GLACIER
PEAK

ECOLOGY
CONSERVATION

CAMANO

MT. BAKER

CRAFT
LODGE

COPE

DINING HALL

CAMP OFFICE
TRADING POST
MEDIC

MOUNTAIN
BIKE
COURSE

LOOKOUT
POINT

CAMPFIRE
BOWL

AQUATICS

FISHING
DOCK

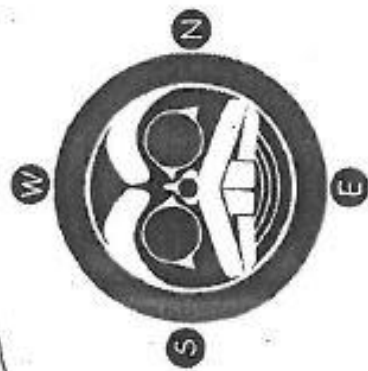
CHAPEL

~ PARKING ~

OA LONGHOUSE

SHOTGUN

CLIMBING
TOWER



CAMP PIGOTT
BOY SCOUTS OF AMERICA
CHIEF SEATTLE COUNCIL