

# Critical Details on National Camping School Participation

**Course site:** Bert Adams Scout Camp  
218 Scout Road,  
Covington, Georgia 30016  
770-956-5687 Camp Phone

*Course Director:* Stephanie Daniels  
[stephaniedaniels@bellsouth.net](mailto:stephaniedaniels@bellsouth.net), 770-362-8069  
*Host Liaison:* Nick Scovanner  
[Nicholas.Scovanner@scouting.org](mailto:Nicholas.Scovanner@scouting.org), 404-662-9648

**Dates:** May 4-5, 2024

**Theme:** Outdoor Adventure!

**Course times:** The action begins at 8:00 a.m. on Saturday, May 4<sup>th</sup> and ends approx. pm 1:30 p.m. on Sunday, May 5<sup>th</sup>.

**Weather:** Weather changes quickly this time of year. Highs in the upper 70's and lows in the 50's is average. Pop up showers in the afternoon is not uncommon.

**Early arrivals:** For an additional fee of \$55.00\*, you may arrive the night before, May 4<sup>th</sup>. Check-in on the 4<sup>th</sup> will begin at 7:00pm. p.m. and go until 10:00 p.m. *This fee covers lodging Friday evening and Saturday breakfast. FYI...No activities are planned for early arrivals as the staff are busy with preparations.*

## **Before You Arrive at NCS:**

- ❖ Fill out the NCS Personal Resource Questionnaire [HERE](#) and bring to camp school.
- ❖ Take the online **NCS course** and the **in-person Council led NCS course**. Don't forget the other required pre-requisites: [Youth Protection Training](#) and [Cub Scout Leader Position Specific training](#). We will also need to verify your Scout Registration.

## **What to Take to Camp:**

- ❖ Proof of BSA registration & prerequisite online training courses (Youth Protection Training , Cub Scout Leader Position Specific Training, Camp School Online Training, and Council-led Camp School Training).
- ❖ Your completed [BSA health form \(parts A and B\)](#).
- ❖ Samples of your council's day camp/resident camp promotional materials, staff manuals, or other camp literature, registration forms, schedules, etc., for display or giveaway. Make copies for at least 20 participants (No copying services are available at camp).
- ❖ Interesting crafts or activity ideas to share (bring for show and tell). We will have a Show and Tell Table!
- ❖ Your camp T-shirt—there will be an opportunity for everyone to wear their shirt and show off.
- ❖ Note Taking Materials- A participant binder and learning materials will be provided.
- ❖ NCS Trading Post: You can preview and purchase specialty National Camp School items (shirts, sweatshirts, and more!) to be sent directly to your home via [BSA National Supply](#).

## **Personal Gear:**

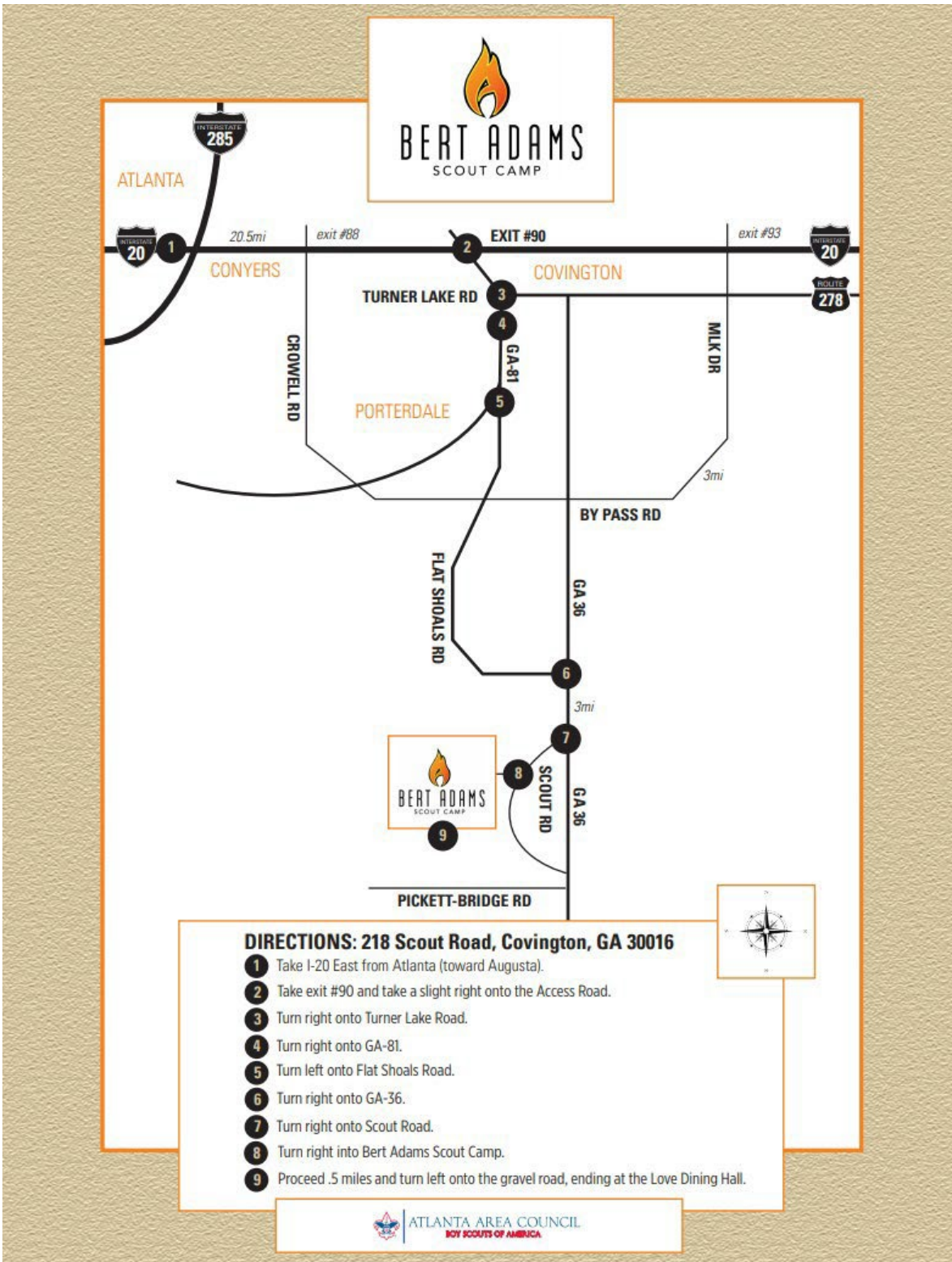
- ❖ **Official complete BSA uniform.** We will wear the Field uniform, the official Scout uniform, during the weekend. However, you will have the opportunity to wear your favorite camp shirt or sweatshirt on Saturday afternoon.
- ❖ Pillow, Bed Linens, Toiletries, towel, washcloth, soap, shampoo, etc. Sleepwear for sleeping in a tent. Air Mattress if you would like.
- ❖ Jacket, rain jacket, suitable footwear/socks, hat, umbrella
- ❖ Camera/Phone (Shoot the displays and show others back home what can be done!)
- ❖ Cell phone coverage at this camp property is good. Extension cord/surge protector as electricity access is available in each tent

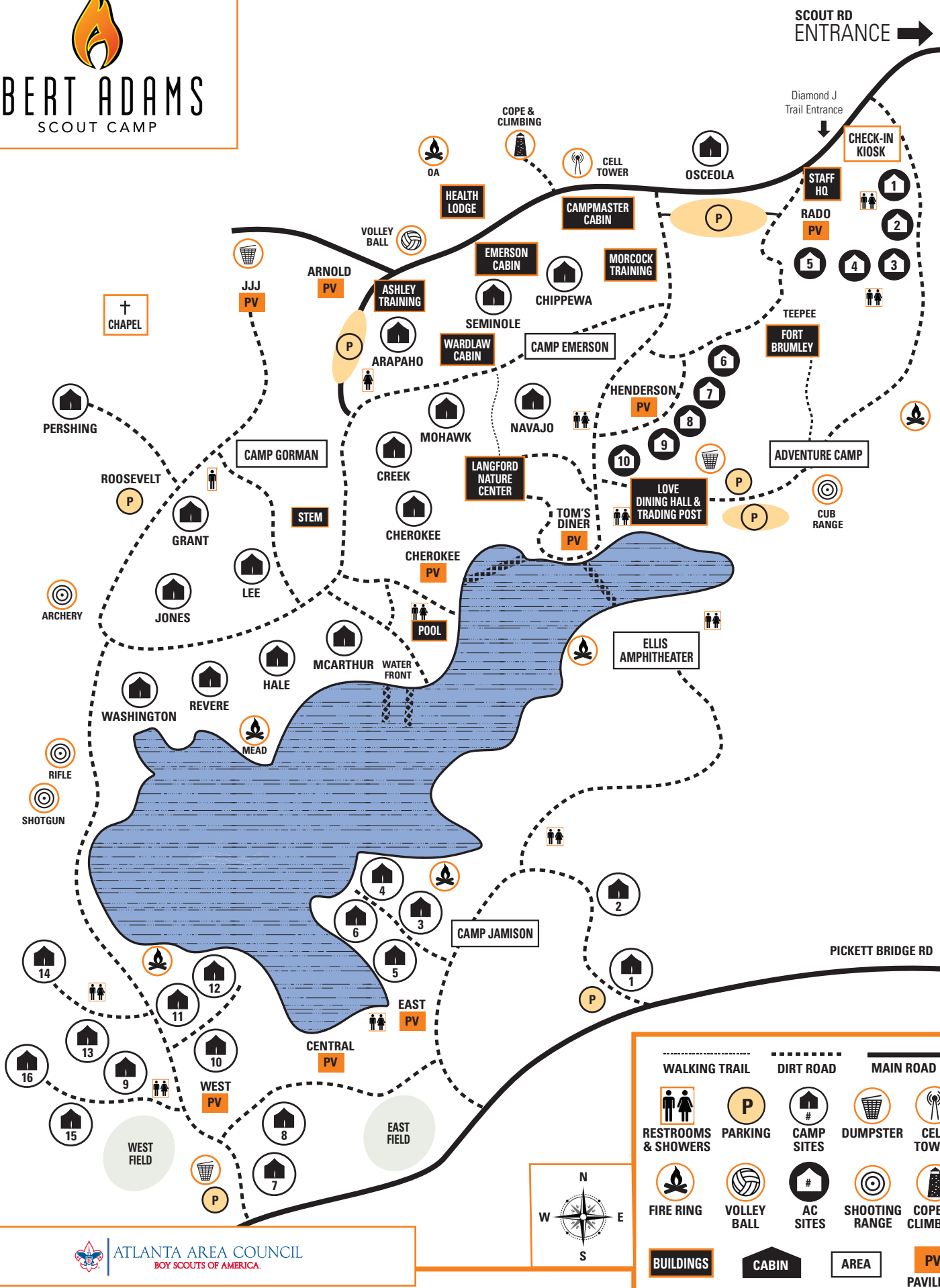
## **What to Expect and What Is Expected:**

- ❖ Arrive rested. Be prepared for concentration, participation, and fun! Days start in the early morning and run to late at night.
- ❖ Be prepared for tent housing with wooden beds and foam mattress. Please bring your own bedding and we recommend a Foam Pad or an Air Mattress.

- ❖ **You must arrive no later than 8:00 a.m. on the first day, Saturday, May 4th, and attend all sessions through the last day in order to be certified\*\***
- ❖ In order to focus on the learning, please leave the distractions of life behind: family, children, pets, job, etc. Note also, there are no accommodations for anyone but you.
- ❖ Please understand that if you receive the names and contact information for other participants or for staff, you may not contact them for commercial purposes unless you receive their expressed permission to do so.

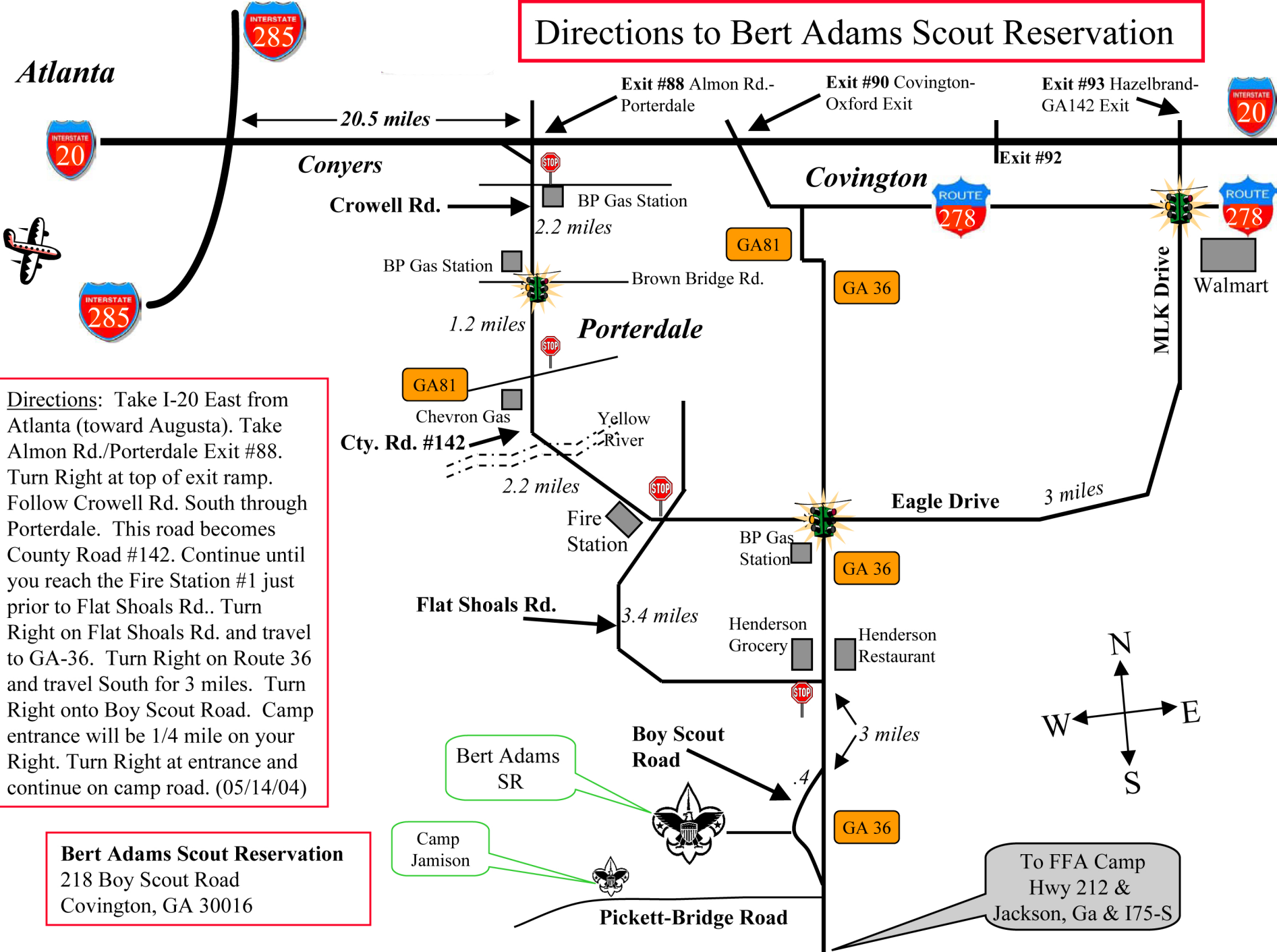
\*The early arrival fee is handled through your local council. You may or may not be expected to cover it personally.





# Directions to Bert Adams Scout Reservation

Atlanta



**Directions:** Take I-20 East from Atlanta (toward Augusta). Take Almon Rd./Porterdale Exit #88. Turn Right at top of exit ramp. Follow Crowell Rd. South through Porterdale. This road becomes County Road #142. Continue until you reach the Fire Station #1 just prior to Flat Shoals Rd.. Turn Right on Flat Shoals Rd. and travel to GA-36. Turn Right on Route 36 and travel South for 3 miles. Turn Right onto Boy Scout Road. Camp entrance will be 1/4 mile on your right. Turn Right at entrance and continue on camp road. (05/14/04)

**Bert Adams Scout Reservation**  
218 Boy Scout Road  
Covington, GA 30016

Camp Jamison

Bert Adams SR

Pickett-Bridge Road

Boy Scout Road

Flat Shoals Rd.

Fire Station

Cty. Rd. #142

2.2 miles

Yellow River

GA81

1.2 miles

Porterdale

Brown Bridge Rd.

BP Gas Station

2.2 miles

BP Gas Station

Crowell Rd.

Conyers

20.5 miles

Exit #88 Almon Rd.-Porterdale

Exit #90 Covington-Oxford Exit

Exit #93 Hazelbrand-GA142 Exit

Exit #92

Covington

ROUTE 278

ROUTE 278

Walmart

MLK Drive

Eagle Drive

3 miles

GA 36

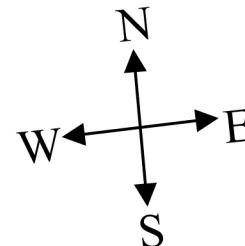
Henderson Restaurant

Henderson Grocery

3.4 miles

3 miles

GA 36



To FFA Camp  
Hwy 212 &  
Jackson, Ga & I75-S