





# BSA LOCAL COUNCIL AQUATICS COMMITTEE RESOURCE KIT

## A GUIDE FOR LOCAL COUNCIL AQUATICS COMMITTEES

- **COUNCIL:**
  - PROFESSIONALS
  - COMMITTEE MEMBERS

## TO PROVIDE GUIDANCE IN:

- STARTING AN AQUATICS COMMITTEE
- STRUCTURING AN AQUATICS COMMITTEE
- PLANNING AND SUPPORTING AQUATICS AT ALL LEVELS OF SCOUTING
- AND MUCH MORE



# Local Council Aquatics Committees

## A starter guide and resource kit

February 28, 2022

### Contents

Introduction .....	2	Communicate .....	10
Resource Documents.....	2	Year-round Program.....	11
BSA Aquatics Resources website.....	3	One Council Aquatics Committee's annual goals.....	12
BSA Aquatics Programs website .....	3	Sample Aquatics Committee meeting template .....	15
Aquatics Supervision .....	3	Sample Council Aquatics Committee Overviews .....	16
Aquatics Staff Guide .....	3	Sample Council Annual Aquatics Programs.....	23
Aquatics Management Guide .....	4	Local Council Aquatics Spotlights .....	33
National Camp Accreditation Program (NCAP) website .....	4	Stonewall Jackson Area Council - Year-Round Swim Programs .....	33
Starting an Aquatics Committee .....	4	Mt. Diablo-Silverado Council - Path of the Paddle .....	33
Professional Staff Advisor.....	4	National Capital Area Council - Neptune's Ring award .....	34
Volunteer Chairperson.....	5	Stonewall Jackson Area Council - Neptune Society Award for Excellence in Scout Aquatics.....	34
Where the committee fits .....	5	San Diego – Imperial Council - Wave Rider Award.....	34
Committee objectives .....	5	Supporting Cub Scout Aquatics .....	34
Training .....	5	Lifeguard Training for Camp Staff .....	35
Program .....	6	Best Practices .....	36
Advancement .....	6	Essential Questions.....	37
Safety .....	7		
Attraction, Development and Retention of Aquatic Leadership ...	7		
Committee structure .....	7		
Promote committee as a resource ....	8		
Recruit committee members.....	8		
Conduct meetings.....	9		

## Introduction

Few organizations offer youth the variety of aquatics activities supported by the BSA. However, many units lack the equipment and skills to successfully conduct the programs we offer. Local aquatics programming is enhanced when a council aquatics committee promotes activities, helps procure and maintain equipment, recruits and retains instructors and provides guidance to unit leaders and council professionals.

BSA recommends that all Local Councils have a Council Aquatics Committee. This document is a guide to aquatics committee organization, responsibilities and activities.

In 2007 the BSA National Health and Safety Committee and the BSA National Program Committee recommended that councils form a local Aquatics Committee to provide such focused program support. The permanent structure and continuous commitment of existing Aquatics Committees has proven effective in providing year-round aquatics opportunities for the youth we serve.

The continued increase in the number, complexity and specialization of aquatics activities created the need for a group to oversee and support those activities. There has been a clear increase in Society's expectation of the "standard of care" for aquatics related safety that Scouting must meet

Activities as diverse as white-water rafting, wakeboarding, and scuba require special knowledge simply to judge the quality of programs offered by units, council camps, outfitters, and tour operators. Members of the Aquatics Committee should either be experienced Scouters with a background in aquatics or aquatics specialists interested in the Scouting program.

The committee is a team of volunteers that is advised by a professional BSA Council employee and led by a volunteer chairperson.

Council Aquatics Committee have a designated role in the BSA National Camp Accreditation Program (NCAP). Standards include the committee's participation in the planning and review of summer resident camp aquatic programs and operations.

The committee's purpose or responsibility is to oversee and support all aquatic activity within the council at all levels of scouting.

## Resource Documents

There is a wealth of resources available to those interested in BSA aquatics. The great breadth of a council aquatics committee responsibilities will touch virtually all aquatics topics. Several resources are important for understanding and conducting BSA aquatic activities. They will be referenced in this document rather than repeating the information they contain:

[BSA Aquatics Resources website](https://www.scouting.org/outdoor-programs/aquatics/forms/) (<https://www.scouting.org/outdoor-programs/aquatics/forms/>)

As of February 2022, the BSA Aquatics Resources pages contained: information on: Safety Afloat and Safe Swim Defense Training; Local Council Aquatics Committee Starter Kit (this document); Aquatics Staff Guide; Aquatics Supervision Guide; Aquatics Supervision: Swimming & Water Rescue and Paddle Craft Safety Frequently Asked Questions; BSA Lifeguard Application; BSA Lifeguard Instructor Manual (2017); Paddle Craft Safety course resources; Swimming & Water Rescue course resources; Kayaking BSA pamphlet; Safety Afloat training; Safe Swim Defense training; Scuba BSA pamphlet; Snorkeling Safety guidelines; Unit Swim Classification Record 2019; Boardsailing BSA Award Application; 2018 National Aquatics Workshop Materials; 2016 National Aquatics Workshop Materials

[BSA Aquatics Programs website](http://www.scouting.org/outdoor-programs/aquatics/) ([www.scouting.org/outdoor-programs/aquatics/](http://www.scouting.org/outdoor-programs/aquatics/))

As of February 2022, the BSA Aquatics Program pages contained information on: Aquatics Subcommittee eNewsletter Summer 2021; 2020 BSA National Aquatics VIRTUAL Workshop; PADI Dive To Adventure Scholarship Program 2022; BSA Stand Up Paddleboarding Award; BSA Whitewater Rafting Award; BSA Aquatics Play Structure Policy; Cub Scout boating activities; Boardsailing BSA; Kayaking BSA; BSA Lifeguard; Mile Swim BSA; Scuba BSA; Snorkeling BSA; BSA Stand Up Paddleboarding; Whitewater Rafting Award

#### [Aquatics Supervision](#)

([https://filestore.scouting.org/filestore/Outdoor%20Program/Aquatics/pdf/Aquatics\\_34346.pdf](https://filestore.scouting.org/filestore/Outdoor%20Program/Aquatics/pdf/Aquatics_34346.pdf))

This unit-leader reference provides the unit leader with information needed to determine when proper safeguards are in place for a unit aquatics activity, whether those safeguards are provided by a facility operator or the unit itself. It has four sections: Introduction to BSA Aquatics; Swimming Skills and Safety; Boating Skills and Safety; Program Delivery. The guide supports the BSA Aquatics Supervision Swimming & Water Rescue and Paddle Craft Safety programs and serves as a resource for the aquatics special awards.

#### [Aquatics Staff Guide](#)

This serves as a guide for those serving on aquatics staff at resident camps. Its major sections are: Staff Expectations; Aquatics Program; Aquatics Procedures; Teaching Aquatics; Health and Safety; Lesson Plans and Syllabi

### Aquatics Management Guide

This is a guide for management of aquatics activities for unit, district, council and camp managers. Its major sections are: Aquatics Program; Aquatics Policy; Aquatics Procedures.

National Camp Accreditation Program (NCAP) website (<http://www.scouting.org/ncap>)

The NCAP is designed to elevate camps to levels of excellence in delivering Scouting's promise to youth. It defines processes and standards that a council must meet at their camps. There are 16 NCAP standards that apply to aquatics. Compliance with aquatics standards is the joint responsibility of the council aquatics committee, the camp director, the camp program director, the camp ranger, and the camp aquatics director. See *Aquatics Management Guide* for the aquatic perspective of NCAP.

### Starting an Aquatics Committee

Councils may already have established an Aquatics Committee but some committee may go inactive over time. Interested volunteers should check with their local council service center to determine if a committee exists in their council. The volunteer should then contact the designated staff advisor to see how they can help rejuvenate the committee. If an active committee exists, there is generally a need for additional trained, enthusiastic scouts who have an interest in BSA aquatics.

There is a proven sequence of steps involved in starting a Council Aquatics Committee. These are:

- Designate Professional Staff Advisor
- Recruit Volunteer Chairperson
- Decide where the committee fits
- Determine committee objectives
- Decide a committee structure
- Promote the committee as a resource
- Recruit committee members
- Conduct meetings
- Communicate

Once an Aquatics Committee is started there are best practices that have been shown to be used by successful Aquatics Committee. Some of these practices are described later in this document.

### Professional Staff Advisor

The professional staff advisor for the Council Aquatics Committee is typically designated by the council leadership. The staff advisor may be someone who has responsibilities for other aspects of council aquatics programs such as a Director of



Camping Service, Program Director or Outdoor Program Director. Often the Aquatics Committee will be only one of the many responsibilities this person has. Ideally the advisor will have some prior experience with BSA aquatics.

The staff advisor facilitates Aquatics Committee operation and provides access to the council's administrative infrastructure such as council web site registration services and council-wide promotion resources. The advisor is the key interface to the council's budgeting process. The staff advisor and committee chairperson work hand-in-hand to ensure the successful operation of a year-round aquatics program.

### Volunteer Chairperson

The volunteer chairperson of the Council Aquatics Committee should be an active, engaged scout leader who has leadership skills and is familiar with BSA aquatics and operations. The chairperson is the leader of the committee and is responsible for making sure that all aspects of the committee's duties are carried out. The chairperson ideally has a current BSA Aquatics Instructor certification. See *Aquatics Staff Guide* for a description of BSA AI training.

### Where the committee fits

There is flexibility in how to structure an Aquatics Committee and where to place it in the council organization – the goal is effectiveness, not bureaucracy. The Aquatics Committee may be a sub-committee of the Camping or Health & Safety Committees or a standalone entity. The committee may report to either the Vice President of Program or the Vice President of H&S.

### Committee objectives

The committee's purpose or responsibility is to oversee and support all aquatic activity within the council at all levels of scouting. Since aquatic activities vary across each BSA council it is impossible to provide a comprehensive list of potential council Aquatics Committee objectives. Each council has unique situations and needs. An evaluation should be done to determine the relevant goals for the local Aquatics Committee. Some of these goals may be a shared responsibility with other relevant council committees such as Training, Advancement, Risk Management, etc.

The aquatics committee's main areas of responsibility include the following year-round topics but are tailored to the local council's aquatics activities and opportunities:

#### Training

- Safe Swim Defense and Safety Afloat
- Basic swimming and boating skills training for unit leaders
- Basic water-rescue skills training for unit leaders
- Development of unit aquatics activities for unit leaders
- Camp aquatics staff training in:
  - Aquatics skills

- Effective teaching of aquatics skills
- Aquatics safety, including lifeguarding
- Basic canoeing
- Basic crew rowing
- Basic whitewater
- Non-swimmer instruction

#### Program

- Promote learn-to-swim programs for all Scouts and especially for Cub Scouts by providing opportunities and incentives to learn to swim.
- Whitewater canoe, kayak, rafting trips
- Snorkeling BSA
- Kayaking BSA
- Boardsailing BSA
- Mile Swim BSA
- BSA Stand Up Paddleboarding
- Whitewater Rafting BSA
- Scuba BSA
- Promotion of aquatics high adventure—Northern Tier, Sea Base, others
- Scuba
- Enhanced aquatics activities during day camp and resident camp sessions for both Cub Scouts and Scouts BSA
- Special aquatics camp sessions for Scouts and Venturers with emphasis on activities not available during regular summer camp sessions
- Winter swim programs with learn-to-swim and advancement opportunities for Cub Scouts, Scouts BSA, and Venturers
- Coordination with other councils to promote programs and resources
- Implementation and promotion of the aquatic portions of the national Red Cross and Scouting agreements and key interface with the assigned Red Cross aquatics liaison in the designated local chapter of the Red Cross
- Coordination with other agencies (e.g., YMCA, NAUI, PADI, American Canoe Association, etc.) for joint programs or use of facilities

#### Advancement

- Cub Scout adventures for swimming
- Webelos Aquanaut
- Second Class and First Class requirements
- Swimming and Lifesaving merit badge clinics (non-summer camp)
- Canoeing merit badge (non-summer camp)
- Assist with selection of aquatic merit badge counselors

## Safety

- Promotion of Safe Swim Defense and Safety Afloat at the district and unit levels
- Pre-camp swim classification testing (if applicable)
- Review of council and district safety training and procedures for aquatics activities, including day and resident camps
- Inspection of summer camp and other council and district aquatics activities facilities and equipment

## Attraction, Development and Retention of Aquatic Leadership

- Develop and maintain enough qualified instructors, distributed throughout the council, to timely meet all local aquatics training needs.
- Assist with sourcing qualified candidates for council aquatics program and safety leadership needs.
- Assist with interviewing candidates to ensure necessary aquatics experience, training certificates, and aquatics leadership exist.
- Establish a succession planning process identifying the next aquatics leaders for key roles.
- Establish a program to train, develop, and retain younger aquatics staff members to become aquatics leaders in the future. This includes staff for summer camp and year-round council- and district-led aquatics activities. The staff training process for summer camp staff ideally would begin in the January to April time period each year to ensure that a well-trained aquatics staff exists prior to arrival at summer camp.

See *Aquatics Supervision* for information on many of these items. Goals and objectives from several council aquatics committees are provided later in this document. An annual evaluation of progress towards goals should be conducted.

## Committee structure

There is not a one-size-fits-all Aquatics Committee structure. The committee should be organized to accomplish the goals of the group. Here is how one council organized their Aquatics Committee:

Leadership

Standing members

Committee Liaisons

Corresponding members

Ex Officio members

The leadership team consists of the professional staff advisor, chairperson, vice-chairperson (future chairperson) and past chairpersons. Standing members are volunteers with a particular aquatics skill or interest who actively participate in committee activities. Committee Liaisons are members who actively participate in other council committees that share responsibility for aquatics activities such as Sea Scouts,



Venturing, High Adventure, Risk Management, Training, and Advancement and Recognition. Corresponding members are those who have an interest in council aquatics but aren't actively engaged in committee activities. Ex Officio members are the current year's camp aquatics directors.

Some Councils have organized their committees functionally with sub-groups consisting of subject matter experts in various aquatics disciplines.

#### [Promote committee as a resource](#)

Promoting the Aquatics Committee as a resource to local scouts should include a comprehensive look at communication channels that are used in your council. Many of those channels (e.g., newsletters, web pages, social media, etc.) are easily accessed by council committees. You should find out who manages those various resources and determine how to get your message out by using them. Many standard council communication mechanisms are distributed on a regular basis. It is a matter of finding out who your promotional information needs to be sent and when it needs to be there.

Once you have determined how you will be sending the information, you need to figure out what information should be sent. Items such as committee establishment, information on upcoming aquatics activities and training, reports on recent events (with pictures), new aquatics policies, and informational pieces are all of interest to your local scouts.

A key concept in promoting is to have a steady stream of material for distributing on a regular basis. Aquatics activity schedules should be regularly updated and distributed. The national aquatics e-newsletter (see *BSA Aquatics Programs website*) is full of information that can be further disseminated through your local channels. Having a regular stream of useful information helps scouts keep your committee in mind as an aquatics resource.

The aquatics committee should be a regular participant in scouting training events such as your council's University of Scouting, Cub Leader Pow Wow, and District Roundtables. Participation can include both promotion and conducting training activities at these events.

#### [Recruit committee members](#)

The committee should include at least one individual currently trained as an Aquatics Instructor BSA from a National Camping School (See *Aquatics Staff Guide* for a description of BSA AI training). That ensures that someone on the committee has a comprehensive understanding of current BSA aquatics programs and policies.

Select committee members should either be members of, or liaisons to, other council committees that have joint responsibilities for aquatics, including Training, Advancement, Health & Safety, and Camping.

Besides swimming and water-rescue specialists, the committee should include specialists for the type of aquatics activities prevalent in the local council (e.g., snorkeling/scuba, canoe tripping, sailing, whitewater, crew rowing, waterskiing, Sea Scouting, etc.).

Camp aquatics directors hired by the council for the summer should be ex officio members of the committee during their term of employment and afterward encouraged to become full-time, year-round volunteer members.

Another good source of individuals with aquatics interests is attendees of your aquatics training events. These scouters have shown an interest in continuing their aquatics training and should be looked at as potential aquatics committee members. With BSA's instructor development model of take the course, assist with teaching the course, and teach the course with assistance, they are already on their way towards being able to train aquatics in your council.

BSA Wood Badge training is BSA's advanced national leadership course which is taught at the local council level. It focuses on developing a Scouter's leadership skills. Those Scouters with an aquatics interest who will be attending Wood Badge training can learn how to implement their vision of improving aquatics at the local level. Wood Badge training is highly recommended for all Scouters and when participants have an interest in aquatics, they can focus their efforts into more effective practices.

The aquatics committee in some large councils may desire geographically diverse members to represent the disparate interests across far flung councils. Similarly, technical expertise in the variety of aquatics disciplines that are relevant to the local council should be present on the committee.

It is useful to maintain a roster of committee members contact information, location, area of specialization, and aquatics certification information (type, expiration). The roster is a valuable source of resources.

### Conduct meetings

Having regularly scheduled committee meetings aids in keeping the group focused on the leader's vision and helps accomplish the committee's goals. There is no standard schedule for aquatics committee meetings. Some council aquatics committees meet monthly. Others meet quarterly. Many committees have sub-groups working on activities and training. Those activities and training events will usually require more frequent meetings to plan the events. Then the status of the events will be communicated at the regular full committee meeting.

Some committees will meet at the same location for each meeting. Sometimes the meeting location will be rotated around to different parts of the council to make the meetings more available to the membership.

The past several years has shown that meetings can be conducted remotely. The pandemic requirements have taught many about how to conduct virtual meetings using online tools.

One key idea is to schedule regular meetings and keep to that schedule. Making people hunt for meeting information leads to fewer participants in those meetings. A regular place and time allow members to schedule the meetings in their personal calendars. A year's worth of committee meetings should be part of an annual plan.

Another useful idea for meetings is to keep them fun. Make people want to attend them. One council has four aquatics committee meeting per year. Half those meetings include parties with food. The summer meeting is a poolside BBQ and the December meeting is holiday get-together.

Keeping a record of committee meetings is useful for a number of reasons. The meeting minutes/notes provide a record of decisions and actions taken by the committee. Aquatic policy determination by the committee should be documented. With volunteer turnover, meeting records provide valuable continuity information. The minutes should be stored where they are accessible to others, like on a web page or other public site. Responsibility for producing the minutes should be clearly determined and assigned before the meeting with a goal set for having the minutes ready for coordination within a set time period after the meeting.

See the [Sample Aquatics Committee meeting template](#) located later in this document for meeting agenda format used by one council. A committee chairperson can keep a running file of meeting topics/agenda items and then publish an agenda before the meeting with those topics included.

### Communicate

Successful committees effectively communicate on a regular basis. Similar to the promotion task, communication is an ongoing effort. Communication happens within the committee for it to function effectively and externally it is necessary to let the council membership know about aquatics activities and events being planned by the committee.

Internal communications regularly happen between committee leadership and the members. It also goes on between committee members when planning various aquatics activities.

External communications occur between the committee and the public that is being served. Scouters should know who they can contact with aquatics issues and questions. A council aquatics committee should be readily available to council professional and volunteer members for inquiries.

## Year-round Program

While the majority of BSA aquatics programs and activities are associated with summer resident camps, aquatics activities should be available to scouts on a year-round basis. That requires an aquatics committee that plans and supports a full calendar of aquatics programs.

Some examples of annual calendar activities are:

Summer Camp Staff training calendar (see *Aquatics Management* for more information):

Aug – Oct	Assessment
Nov – Dec	Planning
Jan – April	Training
May – July	Implementation

Council Aquatics Committee Activities:

Jan – Promote aquatics at OA Lodge banquet

Feb – Promote aquatics at University of Scouting, present aquatics training courses, network with aquatics vendors

Mar – Quarterly committee meeting

Apr – Support pre-camp inspections

May – Promote aquatics at Program Launch, conduct camp pool work day, Paddle Craft Safety course, CPR for the Professional Rescuer/First Aid course

Jun – Quarterly committee meeting (pool party), Pre-camp swim checks, Meet camp aquatics directors, BSA Lifeguard courses, Swimming and Water Rescue course, Scuba BSA activity

Jul/Aug – Resident camp aquatics

Sep – Quarterly committee meeting, Paddle Craft Safety training, CPR for the Professional Rescuer/First Aid course

Oct – Develop next year's aquatics program and budget

Nov – Midway promotion at Cub Scout Leader Pow Wow, Aquatics safety (SSD/SA) training courses, roll out next year's aquatics program

Dec – Quarterly committee meeting, review progress towards goals, help interview resident camp aquatic applicants

## One Council Aquatics Committee's annual goals

### **Training**

Aquatics Supervision courses (Swimming and Water Rescue, Paddle Craft Safety Basic & River)

- conduct as often as needed
- promote effectively
- keep accurate records

Canoe Merit Badge Counselor training

- promote
- recruit more instructors
- conduct

Conduct annual BSA Lifeguard (LG) training

- maintain BSA LG records

### **Dynamic and Relevant Program**

BSA aquatic awards

- Promote
- Publicize procedures for instructors

American Red Cross (ARC)

- promote Council/ARC relationship
- keep informed on status of agreement
- offer ARC certifications
  - Lifeguard
  - CPR for Professionals/First Aid

Scuba activities

- conduct annual merit badge/certification course
- promote PADI scholarship program
- present Scuba info class at UoS
- promote ScubaJam VA
- coordinate with vendors on Scuba BSA & Snorkel BSA opportunities

Close-in Camp aquatics

- periodically inspect canoes
- support Cub Scout aquatics advancement opportunities
- conduct pool prep/cleanup day

Mile Swim BSA

- offer outside resident camp
- develop more counselors

### **Advancement**

Swim tests

- provide BSA LG/Aquatic Instructors (AI) for unit swim tests
- conduct pre-camp swim checks at Close-in Camp

Provide resource information for all aquatics-related merit badges

Assist with selection of aquatic merit badge counselors

## **Safety**

### Summer Camp aquatics

- conduct pre-camp inspections of camp aquatic areas
- help recruit motor boat operators
- ensure Aquatic Directors (AD) are ready for visitations
  - conduct pre-camp meeting with ADs
- conduct end-of-summer evaluation with ADs
- promote transition planning for aquatics staff

### Safe Swim Defense/Safety Afloat training

- promote
- conduct at training events (Pow Wow, UoS)
- present at District Roundtables

### Council aquatics guidelines

- perform annual review
- keep up to date
- publish on aquatics web page

### National Camp Accreditation Program (NCAP)

- stay current on standards
  - attend annual training
- determine Aquatic Committee role in program review
- perform camp aquatics facilities & program reviews to support Council NCAP

schedule

## **Administrative**

### Annual aquatics activity plan

- produce (ready for fall Pow Wow each year)
- generate & submit annual budget for activities
- coordinate
- make sure it happens with no date changes

### Aquatics Committee membership

- maintain roster
- maintain email distro list
- recruit new members
- encourage Wood Badge training participants to implement Scouting aquatics

vision

### Web pages

- keep current
- make source of information and resources for units

### Promote Aquatics/Aquatics Committee

- display boards
- banner
- flyers (for each event, AC mission)
- presence at training events (Pow Wow, UoS, Roundtables)



- communications with units
- submit aquatics information for inclusion in annual program launch
- Quarterly Council Scouter Digest
  - write articles for each quarter
- Be aquatic experts for the council
  - answer aquatics inquiries from Units, Districts, Staff
- Coordinate with other Council Committees
  - Advancement & Recognition
  - Enterprise Risk Management
  - Training
  - Venturing
  - Sea Scouts
  - High Adventure
- Report regularly to:
  - Council Camping and Outdoor Promotion Committee
    - attend Camping Comm mtgs
  - Liaison committees (attend or provide input for meetings)
- Hold quarterly AC meetings
  - make them interesting
  - increase attendance
  - produce minutes
  - post meeting minutes to web page
- Promote National Camp School Aquatics Instructor training
  - have at least 1 attendee from our Council every year (in addition to new camp ADs)

## **Stretch Goals**

### **Training**

- Follow up with soon-to-expire BSA Lifeguards
  - conduct LG recert course
- Expand SWR/PCS Aquatics Supervision courses beyond Close-in Camp

### **Program**

- Offer opportunities for all 7 BSA Aquatics Activity awards
  - Boardsailing BSA, Scuba BSA, Snorkeling BSA, Kayaking BSA, Mile Swim BSA, BSA SUP, BSA Whitewater
- Establish kayaking program (Kayak BSA)
- Develop vendors for BSA SUP program

### **Advancement**

- Conduct end-of-summer aquatics merit badge partial completion day
- Support new Cub Scout aquatic advancement opportunities
  - conduct events
  - promote SSD/SA training for Cub Leaders

**Safety**

Implement USA Swimming Foundation/Make a Splash LTS program  
Reach out to local vendors on BSA safety guidelines

**Administrative**

Take advantage of Council monthly email blasts  
Establish social media presence  
Conduct annual evaluation of Aquatics Committee performance  
Recruit new Aquatics Committee members  
Identify and train new Aquatics Committee Chairman

### Sample Aquatics Committee meeting template

Utopia Council, BSA

Aquatics Committee

Meeting Agenda

Date

Call in number: XXX-XXX-XXXX Access code: XXXX

Opening

- Introduction of new members
- Approval of previous meeting minutes

Council Committee Liaison Reports

- Sea Scouts
- High Adventure
- Leadership Training Committee
- Venturing
- Advancement and Recognition
- Enterprise Risk Management
- Camping and Outdoor Promotion

Web page information

Old Business

- Reports on Recent Events
- Upcoming events
- Close-in Camp aquatics
- Resident Camp aquatics

New Business

- Inquiries
- BSA National Aquatics Developments

Policy Decisions

Next Aquatics Committee meeting

Professional's Minute (or two)

## Sample Council Aquatics Committee Overviews



## NCAC Aquatics Committee



The National Capital Area Council's Aquatics Committee enhances local aquatics activities by being the center of effort for recreational and instructional programs in, on and under the water. The goal of the committee is to further the aims of scouting at the unit, district and council levels through safe, enjoyable aquatics programming. Key activities include training for both youth and adults, programming, advancement, and safety. A primary role is attracting, developing and retaining qualified leadership to support those activities. The committee consists of volunteer specialists who work closely with other NCAC committees that have joint aquatics responsibilities.

For more information please visit the Aquatics Committee webpage at [www.ncacbsa.org/aquatics](http://www.ncacbsa.org/aquatics)



## **Aquatics Committee Activities**

The NCAC Aquatics Committee activities include, but aren't limited to:

### **Training**

Work with the council Leadership Development (training) committee to provide aquatics training for adults and youth:

- Safe Swim Defense and Safety Afloat
  - Basic swimming and boating skills training for unit leaders
  - Basic water-rescue skills training for unit leaders
  - Development of unit aquatics activities for unit leaders
  - Camp aquatics staff training in:
    - Aquatics skills
    - Effective teaching of aquatics skills
    - Aquatics safety, including lifeguarding
    - Basic canoeing
    - Basic crew rowing
    - Non-swimmer instruction
- Paddle Craft Safety Course  
Swimming and Water Rescue Course  
Basic whitewater

### **Program**

Provide and promote a broad array of basic and high-adventure swimming and boating activities to support all parts of the Scouting program:

- Promote learn-to-swim programs for all Scouts and especially for Cub Scouts by providing opportunities and incentives to learn to swim.
- Conduct BSA swim tests
- Whitewater canoe, kayak, rafting trips
- Snorkeling BSA Kayaking BSA Boardsailing BSA Scuba BSA Mile Swim BSA Stand Up Paddleboarding BSA
- Promotion of aquatics high adventure—Northern Tier, Sea Base, and others
- Enhanced aquatics activities during day camp and resident camp sessions for both Cub Scouts and Boy Scouts
- Special aquatics camp sessions for Boy Scouts and Venturers with emphasis on activities not available during regular summer camp sessions
- Winter swim programs with learn-to-swim and advancement opportunities for Cub Scouts, Boy Scouts, and Venturers
- Coordination with other councils to promote programs and resources
- Implementation and promotion of the aquatics portions of the national Red Cross and Boy Scout agreements and key interface with the assigned Red Cross aquatics liaison in the designated local chapter of the Red Cross
- Coordination with other agencies (e.g., YMCA, NAUI, PADI, American Canoe Association, etc.) for joint programs or use of facilities

### **Advancement**

Promote advancement opportunities for youth:

- Cub Scout electives and sports award for swimming
- Webelos Aquanaut
- Second Class and First Class requirements
- Swimming and Lifesaving merit badge clinics (non-summer camp)
- Canoeing merit badge (non-summer camp)
- Resources for all aquatics-related merit badges

### **Safety**

Actively assess safe operation of council- and district-led aquatics activities, including summer camp, and promote aquatics safety at the unit level.

Promotion of Safe Swim Defense and Safety Afloat at the district and unit levels

Pre-camp swim classification testing

Review of council and district safety training and procedures for aquatics activities, including day and resident camps

Inspection of summer camp and other council and district aquatics activities facilities and equipment

**Want to help with the NCAC Aquatics Committee or need more information?**

**Contact: Phil Barbash, NCAC Aquatics Committee Staff Advisor,  
phil.barbash@scouting.org**

21 Jan 2019

## Grand Canyon Council Aquatics Committee

The Grand Canyon Council Aquatics Committee was established in 1992 and is one of the oldest committees of its kind in the U.S. The Committee consists of registered volunteer Scouters who are subject matter experts in specific aquatic areas and BSA standards and policies in advancement, program, safety and training. Together they work to achieve their published mission and the purposes of aquatics in Scouting.

### Mission:

**The mission of the Grand Canyon Aquatics Committee is to provide safe, exciting and challenging aquatic experiences and training in support of individual scouting units as they participate in year-round aquatic activities.**

The activities of the Committee should at all times support the purposes of aquatics in Scouting:

- Give Youth Self-Confidence and Skill in Aquatics
- Instruct Youth in Self-Preservation, the Care and Use of Aquatic Equipment, and Rescue Methods
- Promote Aquatics Recreation
- Develop Physical Strength and Coordination
- Help Units Conduct Safe Year-Round Aquatics Programs

### Organization:

The GCC Aquatics Committee is chaired by an individual who is qualified by experience and training in BSA aquatic programs and is preferably an individual with a current National Camping School *Aquatics Instructor*, BSA training card. The chair reports to the Council Vice President of Program and is appointed for one-year terms. The chair is also a member of the Council Health and Safety Committee and gives periodic reports to the Advancement, Camping, Risk Management and Training Committees as requested.

Members of the Aquatics Committee are registered volunteers who are experienced Scouters with a background in aquatics and have expertise in a specific area of aquatics. Under the direction of the Chair, members are assigned to specific positions and sections within the committee. The Chair should appoint a Vice-Chair, Secretary and Section Leaders for each standing committee section. The standing sections of the Aquatics Committee include but are not limited to the following: Canoeing and Kayaking, Whitewater Boating, Cub Scouts, Sailing and Rowing, SCUBA and Snorkeling, and Swimming and Lifesaving.

The Chair of the Committee may appoint committee members to act as liaisons to other council committees including Advancement, Camping, Training, Varsity, and Venturing.

Camp Aquatics Directors and adult camp aquatic staff hired by the Council for short-term summer employment are expected to become full-time, year-round Aquatic Committee members if they live within the Council boundaries.

### Responsibilities:

The Aquatics Committee has overall responsibility for the local council's aquatic activities in Cub Scouts, Scouts BSA, Venturing and Exploring. The Council Aquatics Committee's main responsibilities include the following year-round activities:

- **Training and Instruction:** Working in cooperation with the Council Training Committee, the Council Aquatics Committee provides aquatics training for adults and youth and ensures that the training provided by both volunteers and paid aquatic camp staff meets minimum standards for quality and safety. The Committee actively assesses and evaluates instruction of both adults and youth at council sponsored summer camps or other council sponsored activities. The Council is also



responsible for the development and maintenance of safety instruction as it relates to the national safety policies of Safe Swim Defense and Safety Afloat and the Council Whitewater Policy.

- **Program** – Each section of the Aquatics Committee is responsible for developing and providing program activities that are consistent with mission of the Committee and BSA programming elements.
- **Advancement** – Working in cooperation with the Council Advancement Committee, each section of the Aquatics Committee is responsible for developing and providing advancement activities that are consistent with mission of the Committee and BSA advancement standards. The Committee may also provide guidance to the Council Advancement Committee regarding the qualifications of district merit badge counselors. The Aquatics Committee should take an active role in ensuring that council sponsored camps provide aquatic programs that meet the minimum standards of performance for advancement.
- **Safety** – Working in cooperation with the Council Health and Safety and Risk Management Committees, the Council Aquatics Committee should assess the safe operation of Council and District led aquatics activities including summer camp and promote aquatics safety at the unit level.
- **Recruitment, Development and Retention of Aquatic Leadership** – One of the primary roles of the GC Council Aquatics Committee is recruiting, developing and retaining qualified adults and youth to provide leadership and staffing for aquatic activities at both a unit, district and council level. This includes summer camp and year-round Council and District led aquatics activities and should include succession planning for key roles.

## Key Activities:

Grand Canyon Council Aquatics Committee activities should include but are not limited to the following items grouped by the responsibilities listed above:

## Training

- BSA Safe Swim Defense and Safety Afloat Policies
- Grand Canyon Council Aquatic Safety Instructors
- BSA Aquatics Supervision-Swimming and Water Rescue
- BSA Aquatics Supervision-Paddle Craft Safety
- Camp Aquatic Staff training in:
  - Aquatics skills
  - Effective teaching of aquatic skills
  - Aquatics safety including Lifeguard BSA
- University of Scouting presentations on Aquatic Safety and Program Activities
- Council Whitewater Training
- NCS Scholarships for adults volunteers to attend National Camping School to become Aquatic Instructors BSA

## Program

- Promote learn-to-swim programs for all members, especially Cubs, by providing opportunities and incentives.
- Whitewater canoe, kayak, rafting trips, e.g. Verde River Whitewater Canoe Course
- Council Where-To-Go Paddling Guide and Awards Program
- Snorkeling BSA
- Kayaking BSA
- SCUBA BSA

- Promotion of National and Regional Aquatics Resources--Northern Tier Canoe Base, Florida Sea Base, special aquatic programs of other councils (e.g. San Diego or Orange County Council sailing programs)
- Aquatics activities during Day Camp and Resident Camp sessions for both Cubs and Scouts
- Implementation and promotion of the aquatics portions of the national Red Cross and Boy Scout agreements and key interface with the assigned Red Cross aquatics liaison in the Grand Canyon Chapter of the American Red Cross
- Coordination with other agencies (e.g., YMCA, NAUI, PADI, American Canoe Association, etc) for joint programs.

## **Advancement**

- Cub Scout electives and Sports Award for Swimming
- Webelos Aquanaut
- Second Class and First Class requirements
- Swimming Merit Badge
- Canoeing Merit Badge
- Lifesaving Merit Badge
- Small Boat Sailing Merit Badge
- Rowing Merit Badge
- SCUBA Merit Badge
- Water Skiing Merit Badge
- Whitewater Merit Badge

## **Safety**

- Promotion of Safe Swim Defense and Safety Afloat training at the District and Unit level through the recruitment and training of Council Aquatic Safety Instructors.
- Pre-camp Swim Classification Testing
- Review of Council and District safety training and procedures for aquatics activities including day and resident camps
- Review of Summer Camp and other Council and District aquatics activities facilities and equipment.
- Whitewater Safety Training

## **Recruitment, Development and Retention of Aquatic Leadership**

- Assist with identifying and recruiting qualified candidates for volunteer and summer camp roles
- Assist with interviewing candidates to ensure necessary aquatics experience, training certificates and aquatics leadership exists
- Establish a succession planning process for identifying and training future aquatic leaders for key roles on the Committee and Council.
- Establish a program to train, develop and retain younger aquatics staff members to become aquatics leaders in the future. This includes staff for summer camp and year-round Council and District led aquatics activities. The staff training process for summer camp staff ideally would begin in the January to April time period each year to ensure that a well-trained aquatics staff exists prior to arrival at summer camp.

- Develop and maintain enough qualified instructors, distributed throughout the council, to timely meet all local aquatic training needs.

## Sample Council Annual Aquatics Programs



BOY SCOUTS OF AMERICA  
NATIONAL CAPITAL AREA COUNCIL

## 2019 Aquatics Programs



### Safe Swim Defense (SSD) and Safety Afloat (SA) Training



**What:** BSA Safe Swim Defense and Safety Afloat training is required for any BSA unit conducting swimming or boating activities.

**Who:** Adult leaders supervising a swimming/boating activity must have completed Safe Swim Defense/Safety Afloat training within the previous two years.

**Where:** SSD and SA training is available online at [my.scouting.org](http://my.scouting.org). NCAC also offers this training at Pow Wow and University of Scouting. The in-person training must be presented by qualified trainers. You can contact the NCAC Aquatics Committee to have the training at your District Roundtable.

**When:** University of Scouting—Feb 23 2019  
Pow Wow – Fall 2019

### Pre camp swim classification tests




**What:** This is an opportunity for your unit to have your annual BSA swim classification check done under the supervision of NCAC-approved aquatics personnel.

**Who:** Any NCAC unit (Pack, Troops and Crews).  
Up to 20 tests per 30 minute session

**Where:** Camp Snyder pool, Haymarket VA

**When:** May 19. 30 min blocks starting at 1pm, last session starting at 4pm **Cost:** \$3 per participant

**Registration deadline:** May 13



### BSA Aquatics Supervision Training

#### Swimming and Water Rescue Training

**What:** This is the hands-on in-water training that is recommended in Safe Swim Defense guidelines for anyone who supervises Scout swimming activities. This course certifies leaders to conduct BSA swim classification tests and gives leaders the confidence in their water rescue capabilities needed to safely conduct swimming activities. This course replaced BSA Lifeguard as the training for unit leaders supervising unit swimming activities. This training is available at Camp Snyder and at Goshen Scout Reservation camp waterfronts during 2019 summer camp season.

**Who:** Older youth (min. 15 years old) and adult leaders.

**Cost:** \$30 + \$30 for the required textbook: BSA's Aquatics Supervision

**Where/When:** June 1 2019, 9am-5pm Camp William B. Snyder. Registration deadline: May 27  
August 10 2019, 9am-5pm Camp William B. Snyder. Registration deadline: Aug 5



#### Paddle Craft Safety Training

**What:** This the hands-on training that is recommended in Safety Afloat guidelines for anyone conducting Scout boating activities. Two versions of the course are offered: The Basic course covers flat water introductory boating skills and basic trip planning. The River course includes skills and knowledge development that are required for conducting trips on moving water. The Basic course is a prerequisite for the moving water course.

**Who:** Older youth (min. 15 years old) and adult leaders.

These courses are required for any NCAC Scouters who are leading James River Canoe Treks out of the Lenhok'sin High Adventure Camp.

**Where/When:**

**Basic sessions:** May 4 2019, 9am-5pm Camp William B. Snyder. Registration deadline: April 29

September 21 2019, 9am-5pm Camp William B. Snyder. Registration deadline: Sept 16


**Cost:** \$30 + \$30 for the required textbook: BSA's Aquatics Supervision

**River sessions:**

May 5 2019, 9am-5pm Potomac River. Registration deadline: April 29

September 22 2019, 9am-5pm Potomac River. Registration deadline: Sept 16

**Cost:** \$50



**Canoeing Merit Badge  
Counselor Training**

This training is held as an add-on component to the in-water Paddle Craft Safety Basic sessions. See [www.ncacbsa.org/aquatics](http://www.ncacbsa.org/aquatics) for more information and to register



### BSA Aquatics Awards.

Find the requirements at: [www.scouting.org/outdoor-programs/aquatics/](http://www.scouting.org/outdoor-programs/aquatics/)

These awards are available for any Scouts BSA-aged youth or adult.

To work on any of these awards outside of Summer Camp, contact:

Board Sailing BSA. Mr. Bob Brandel

Mile Swim BSA. Mr. Chuck Frizzelle

Snorkeling BSA, Scuba BSA – Mr. Mike Meenehan

BSA Standup Paddleboarding, Kayaking BSA—Mr. Chris Stec



Register for any of these programs at [www.ncacbsa.org/aquatics](http://www.ncacbsa.org/aquatics)



**Want to help with aquatics for youth in our area?**  
**Consider joining our NCAC Aquatics Committee**

We meet 4 times per year:  
 Mar 7 2019 Bethesda MD  
 Jun 9 2019 Haymarket VA  
 Sep 5 2019 Bethesda MD  
 Dec 5 2019 Fairfax VA



## BSA & American Red Cross Lifeguard Training

**What:** BSA Lifeguard is professional level training that meets the requirements of government agencies for professional lifeguards at regulated swimming activities. The course includes American Red Cross Lifeguarding certification in addition to BSA Lifeguard certification. Those who want to work the waterfront at BSA summer camp need this training.

**Who:** The program is open to all registered adults and older youth (minimum age 15). Strong swimming skills are required. The course includes 7 ½ hours of online pre-work that must be completed before the first class session on May 18.

**How:** This course includes the Red Cross blended-learning Lifeguarding course. This requires participants to complete 7 1/2 hours of online training at their convenience before the May 18 session. The online training allows us to minimize the classroom lecture time.

**When/Where:** April 28; 1pm-3pm – pre requisite swim test and course orientation at local pool  
 May 18, 19, 25; 9am-5pm – course dates at Camp Snyder, Haymarket VA.

You must attend all sessions to complete the course!

**Cost:** \$150

**Registration deadline:** April 26



**American Red Cross**



## BSA/Red Cross Lifeguard Crossover Course

**What/Who:** Do you already have either BSA or Red Cross lifeguard certification and want to also earn the other certification? Then our crossover course is what you need. This abbreviated lifeguard course will test your lifeguarding skills and knowledge to ensure you have met each organization's training requirements.

**When:** August 10 & 11 2019 at Camp Snyder 9am – 6pm

**Registration deadline:** August 5 2019

**Cost:** \$50 + \$20 if you don't have the required gear (CPR mask, hip pack, whistle with breakaway lanyard)

**Prerequisite:** Valid BSA or American Red Cross lifeguard certification.

## CPR/AED Pro and First Aid Training



**What:** This is the CPR/AED for the Professional Rescuer and First Aid training that is required for BSA Lifeguard requirement #6. This training is not usually included in BSA Lifeguard courses taught at summer camp. The course uses the Red Cross blended-learning version where you complete online work before the in-person skills session. Successful completion earns 2 American Red Cross course certifications. Minimum age 15 years old. **Cost:** \$65 + \$10 for CPR mask (if you need one)

**When/Where:** April 13 2019, 9am-1pm, Fairfax Presbyterian Church. **Registration deadline:** April 8

September 14 2019, 9am-1pm, Camp William B. Snyder. **Registration deadline:** Sept 9

**Maximum registrations:** 6

## Camp Snyder Aquatics Work Day—Saturday, May 4 2019

Come out and help us get Camp Snyder's pool and waterfront ready for a summer full of aquatics fun! Contact ....

## Scuba certification and Scuba Diving merit badge



## Scuba BSA



**What:** PADI open water scuba certification and the BSA Scuba Diving merit badge.

**Who:** For any Scouts BSA-aged youth or adult leader.

**Where:** Camp Snyder & local quarry

**When:** Aug 4 1-3pm; Aug 17 & 18 9am-5pm, Aug 24 & 25

9am-1pm; **Cost:** \$600 (includes all equipment);

Aug 25 Scuba diving merit badge session only - \$5

**Registration deadline:** July 29. Required forms are available on the registration site

**What:** This is an introductory/try-it scuba experience.

**Who:** Any Scouts BSA-aged youth or adult.

**Maximum 8 participants per session**

**Where:** Camp Snyder pool

**When:** May 25. 1.5 hour sessions at 1, 2:30, and 4pm

**Cost:** \$25 (includes all equipment)

**Registration deadline:** May 20 Required medical release form is available from the registration page

## Aquatics Merit Badge Completion Day



**Labor Day Weekend**  
**Lake Phoenix, VA**

Did you end up with partial aquatics merit badges (swimming or lifesaving) at camp this summer? Then come to Camp Snyder on Saturday August 17 to complete those requirements. We will have trained BSA aquatics instructors there to work with you on your remaining requirements. Registration deadline is August 12. Cost is \$10 per person.

**Register for any of these programs at [www.ncacbsa.org/aquatics](http://www.ncacbsa.org/aquatics) For more information contact ...**

V 1/12/19



# **Council Aquatic Programs and Training**



## **Grand Canyon Council**

## AQUATIC PROGRAMS AND TRAINING BY DATE

### SEPTEMBER

September 9:           Swimming Merit Badge Clinic (1:00 p.m.)  
                                  Lifesaving Merit Badge Clinic (3:00 p.m.)

September 23:         Swimming Merit Badge Clinic (1:00 p.m.)  
                                  Lifesaving Merit Badge Clinic (3:00 p.m.)

### NOVEMBER

November 10-12:       Canoeing Merit Badge Course  
November 17-18:       Canoe Camping Seminar

**DECEMBER**           No programs

### JANUARY

January 5-6:           Canoe Camping Seminar  
January 13:           Council Aquatics Safety Instructor Course  
January 20:           Verde and Gila River Trip Training-Part I  
January 26-27         American Canoe Association Canoe Instructor's Course-Part I

### FEBRUARY

February 3:           Council Whitewater Training Course  
                                  Verde River Trip Training-Part II  
                                  American Canoe Association Canoe Instructor's Course-Part II  
February 17:           University of Scouting  
February 24:           Introduction to Paddling-Canoe Training

### MARCH

March 3:               Verde River Whitewater Trip  
March 10:             Council Whitewater Rafting Trip  
                                  Council Whitewater Training Course  
                                  Gila River Whitewater Trip Training-Part II  
March 16-17:         Swiftwater Rescue Training Course  
March 24:             Introduction to Paddling-Canoe Training  
March 31:             Gila River Whitewater Trip

## AQUATIC PROGRAMS AND TRAINING BY DATE

### APRIL

April 6-7:             Council Canoe Camping Seminar

April 13-14:	BSA/American Red Cross Lifeguard Course-Part 1
April 14:	BSA/American Red Cross Lifeguard Course-Part 2
	BSA Snorkeling Course (8:00 a.m. and 10:30 a.m.)
	Introduction to Paddling-Canoe Training
April 20-21:	BSA/American Red Cross Lifeguard Course-Part 3
April 21:	Council Aquatic Safety Instructor Course
April 27-28:	BSA/American Red Cross Lifeguard Course-Part 4
April 27-29:	Canoeing Merit Badge Course
April 28:	April Pools Day

## **MAY**

May 4-5:	American Canoe Association Canoe Instructor's Course-Part I
May 5:	Cub Scout Aquanaut Class (10:00 a.m.)
May 12:	BSA Snorkeling Course (8:00 a.m. and 10:30 a.m.)
	Council Whitewater Training Course
May 19:	American Canoe Association Canoe Instructor's Course-Part II
	Cub Scout Aquanaut Class (10:00 a.m.)
	Swimming Merit Badge Clinic (1:00 p.m.)
	Lifesaving Merit Badge Clinic (4:30 p.m.)

## **JUNE**

June 2-3:	Wacky Water Weekend
June 16:	Introduction to Paddling-Canoe Training

## **JULY**

July 21:	Cub Scout Aquanaut Class (10:00 a.m.)
July 28:	Cub Scout Aquanaut Class (10:00 a.m.)

## **AUGUST**

August 11	Swimming Merit Badge Clinic (1:00 p.m.)
	Lifesaving Merit Badge Clinic (4:30 p.m.)
August 18:	SCUBA Certification Course-Part 1 of 10 (8:00 a.m.)
	(Remaining 9 sessions will be scheduled at first session)

# **ACTIVITY OR PROGRAM DESCRIPTIONS**

## **ADVANCEMENT:**

<b>Title:</b>	<b>Swimming Merit Badge Clinic</b>
<b>Date:</b>	September 9, September 23, May 19, August 11,
<b>Time:</b>	1:00-3:00 p.m.
<b>Location:</b>	Heard Scout Pueblo pool-1901 E. Dobbins Rd, Phoenix.
<b>Staff:</b>	Gaylene Winters
<b>Participants:</b>	Scouts who have partials in swimming merit badge from scout camp or those who wish to begin the merit badge.
<b>Instructions:</b>	Bring swimsuit, towel, sunscreen and water. For Requirement 7, each scout must bring shoes, socks, pants, belt and long sleeve shirt for disrobing in water and inflation of pants

and long-sleeved shirt. Pants should be loose fitting and the shirt should button at neck so that air will not escape around the collar.

Fee: None

Enrollment: Contact Council Service Center

**Title: Lifesaving Merit Badge Clinic**

Date: September 9, 2000; September 23, May 19, August 11

Time: 3:00-5:00 p.m.

Location: Heard Scout Pueblo pool-1901 E. Dobbins Rd, Phoenix.

Staff: Gaylene Winters

Participants: Scouts who have partials in lifesaving merit badge from scout camp or those who wish to begin the merit badge.

Instructions: Bring swimsuit, towel, sunscreen and water. For Requirement 7, the scout must bring low shoes, socks, pants, belt and long sleeve shirt for 20 second street clothes disrobing test.

Fee: None

Enrollment: Contact Council Service Center

**Title: Canoeing Merit Badge Clinic**

Dates: November 10-12

April 27-29

Location: Bartlett Lake

Staff: Lynn and John Brennard

Participants: Scouts or Venture Scouts who wish to earn the Canoeing Merit Badge in a single weekend. Adults who want to prepare to become trip leaders or Canoeing Merit Badge counselors.

Instructions: Camping at Bartlett Lake Friday and Saturday nights available. Participants must provide their own canoes, paddles, PFDs and wetsuits. Limit of 2 participants per canoe.

Fee: \$25.00 per person

Enrollment: Contact Council Service Center

**Title: Cub Scout Aquanaut Class**

Date: May 19-10:00 a.m.

July 21-10:00 a.m.

July 28-10:00 a.m.

Location: Heard Scout Pueblo pool-1901 E. Dobbins Rd, Phoenix.

Staff: Steve McConnell

Participants: Webelos who can swim and wish to earn the Aquanaut activity badge

Instructions: Bring swimsuit, towel, sunscreen and water

Fee: None

Enrollment: Contact Council Service Center

**PROGRAM:**

**Title: Verde River Whitewater Trip**

Dates: January 20-Part I, February 3-Part II, March 3-Trip

Location: January 20-TBA, February 3-Lower Salt River, March 3-Verde River

Staff: John and Lynn Brennard

Participants: Youth 14 years of age or older. Limit of 2 youth and one adult per unit. Maximum of 21 participants. All participants must be swimmers and youth must have passed canoeing merit badge.

Instructions: Participants must provide their own canoes, paddles, and PFDs. This course can serve

as the basis for the Whitewater Merit Badge and is subject to the seasonal availability of whitewater.

Fee: \$25.00 per participant  
Enrollment: Contact Council Service Center

**Title: Gila River Whitewater Trip**

Dates: January 20-Part I, March 10-Part II, March 31-Trip  
Location: January 20-TBA, February 3-Lower Salt River, March 3-Verde River  
Staff: John and Lynn Brennard

Participants: Youth 14 years of age or older. Limit of 2 youth and one adult per unit. Maximum of 21 participants. All participants must be swimmers and youth must have passed canoeing merit badge.

Instructions: Participants must provide their own canoes, paddles, and PFDs. This course can serve as the basis for the Whitewater Merit Badge and is subject to the seasonal availability of whitewater.

Fee: \$25.00 per participant  
Enrollment: Contact Council Service Center

**Title: Wacky Water Weekend**

Dates: June 2-3  
Location: Bartlett Lake  
Staff: John and Lynn Brennard

Participants: Open to all Scouts BSA troops in the Council. Maximum of 100 youth and adult participants.

Instructions: Overnight camping at Lake Bartlett. Program includes competition in water related events, patch and awards.

Fee: \$15.00/participant  
Enrollment: Contact Council Service Center

**Title: White Water Rafting on Upper Salt**

Date: March 10  
Location: Upper Salt River  
Staff: Blue Sky Whitewater, Globe, Arizona

Participants: Open to all youth 14 years of age or older and adults.

Instructions: All equipment provided. Participants must attend a classroom whitewater safety class prior to event.

Fee: \$60.00/person  
Enrollment: Blue Sky White Water

**TRAINING**

**Title: Canoe Camping Seminar**

Dates: November 17-18  
January 5-6  
April 6-7

Location: Friday night: Heard Scout Pueblo-1901 E. Dobbins Rd, Phoenix.  
Saturday: Lake Pleasant

Staff: Joe Motil

Participants: Adult leaders wishing to take their units on a canoe camping experience.

Instructions: Participants must provide their own canoes, paddles, and PFDs. A syllabus, Venture Canoe Camping book and entrance to Lake Pleasant is included in the fee.

Fee: \$25.00 per person.  
Enrollment: Contact Council Service Center

**Title: Council Aquatics Safety Instructor and Instructor Recertification**

Dates: January 13-8:00 a.m.  
April 21

Location: Heard Scout Pueblo-1901 E. Dobbins Rd, Phoenix.  
Staff: Len Taylor  
Participants: Adults who wish to teach the Council approved Safe Swim Defense and Safety Afloat courses.  
Instructions: Participants must be committed to teaching these courses during their two-year certification period. Individuals previously certified as instructors can recertify in approximately 1 hour.  
Fee: None  
Enrollment: Contact Council Service Center

**Title: Swiftwater Rescue Course**

Dates: March 16-17  
Location: Friday-6:00 p.m.-Heard Scout Pueblo-1901 E. Dobbins Rd, Phoenix.  
Saturday-Lower Salt River  
Staff: Mark Trainer (For questions contact Richard Thomas)  
Participants: Adults with an interest developing additional boating safety skills in moving water and whitewater.  
Instructions: Must be able to provide own wetsuit and PFD. Must a swimmer.  
Fee: \$35.00/person-Maximum of 10 people  
Enrollment: Contact Council Service Center

**Title: American Canoe Association Instructors Course-Introduction to Paddling-Canoe**

Dates: January 26-27-Part I, February 3, Part II  
May 4-5-Part I, May 19, -Part II  
Location: Friday night-6:00 p.m.: Heard Scout Pueblo-1901 E. Dobbins Rd, Phx.  
Saturdays: 8:00 a.m., Pool and/lake to be announced.  
Staff: Richard Thomas  
Participants: Adults who wish to become certified as ACA canoeing instructors. Certification will prepare participants to teach the 3 hours of canoeing instruction required in the Safety Afloat Policy. Participants who are not registered scouts must register as and commit to serve as canoeing merit badge counselors.  
Instructions: Participants must provide their own canoes, paddles, and PFDs. Must be able to pass the swimmers test. Part I is a workshop focused on teaching and skill development. Part II is an examination and testing.  
Fee: \$40.00  
Enrollment: Contact Richard Thomas

**Title: Introduction to Paddling-Canoe**

Dates: February 17-8:00 a.m. (Lead Instructor-Lea Scott)  
March 24-8:00 a.m. (Lead Instructor-Jack Kelly)  
April 14-8:00 a.m. (Lead Instructor-Lea Scott)  
June 16-8:00 a.m. (Lead Instructor-Jack Kelly)  
Location: Contact lead instructor or see flyer prior course  
Staff: Lea Scott or Jack Kelly  
Participants: Youth or adult scouts needing the basic 3 hours of paddling instruction as required by Safety Afloat. Learn basic boating safety and skills.  
Instructions: Participants must provide their own canoes, paddles, and PFDs. Must be able to pass the swimmers test.  
Fee: \$5.00  
Enrollment: Contact Council Service Center

**Title: BSA Lifeguard/Red Cross Lifeguard**

Dates: April 6-7 Part I, April 13-14 Part II, April 20-21 Part III, April 27-28 Part IV  
Fridays-6:00 p.m., Saturdays-9:00 a.m.  
Location: Heard Scout Pueblo Pool-1901 E. Dobbins Rd, Phoenix  
Staff: LuAnn Payne  
Participants: Youth must be 15 years old to be eligible for BSA Lifeguard and Red Cross Lifeguard.



Candidates must be able to swim 400 yards in a strong manner using all four basic strokes as a prerequisite.

Instructions: Courses will be taught in separate sessions. Bring swimsuit, towel, sunscreen and water. Course will include materials and patches from both the Boy Scouts and American Red Cross.

Fee:

Enrollment: Contact Council Service Center

**Title: BSA Snorkeling Course**

Dates: April 14: 8:00 a.m., 10:30 a.m. (separate courses)  
May 12: 8:00 a.m., 10:30 a.m. (separate courses)

Location: Heard Scout Pueblo Pool-1901 E. Dobbins Rd, Phoenix

Staff: Don Marshall (evenings only)

Participants: Youth must be able to pass the swimmers test.

Instructions: Should bring swimsuit, towel, sunscreen and water. All other equipment will be provided.

Fee: No fee.

Enrollment: Contact Council Service Center

**Title: SCUBA Certification Course**

Dates: August 18-8:00 a.m.-Part 1 of 10 session course.

Location: Heard Scout Pueblo Pool-1901 E. Dobbins Road, Phoenix

Staff: Don Marshall

Participants: Youth must be at least 14 years of age and have passed the swimmers test.

Instructions: Should bring swimsuit, towel, sunscreen and water. Additional 9 sessions will be scheduled at time of first session.

Fee: \$100.00

**Title: Whitewater/Moving Water Training Course**

Dates: May 12

Location: Lower Salt River

Staff: John and Lynn Brennard

Participants: All participants planning to take trips on moving water (whitewater) must complete special training offered by a BSA Aquatics Instructor or designated council instructor. *This includes any excursion, expedition or trip using a canoe, raft, kayak, inflatable boat, or inner tube.*

Instructions: Participants must provide their own canoes, paddles, and PFDs.

Fee: No fee

Enrollment: Contact Council Service Center

#### **ADDITIONAL AQUATIC PROGRAMS:**

**Title: Council Aquatic Award Program**

Description: Awards are now available for paddlers on the Black Canyon and Topok Gorge sections of the Colorado River and the Tempe Town Lake.

Contact: Joe Motil

**Title: April Pools Day**

Date: April 28

Description: Central Valley-wide service program to increase consumer awareness of drowning prevention. Service opportunity within each community to distribute materials in local neighborhoods. Program opportunities vary with each community.

Contact: Richard Thomas

## Local Council Aquatics Spotlights

There are numerous BSA Councils that have active aquatic programs supported by dynamic Aquatic Committees. Some of those with special activities are highlighted here.

### Stonewall Jackson Area Council - Year-Round Swim Programs

For the past 15 years the Local Aquatics Committee of the Stonewall Jackson Area Council (Virginia), led by Jay Fox and Kevin Cordray, has delivered a winter swim program with the goal of keeping Scouts in swimming shape and promoting year round aquatics training and Advancement.

During the program we offered Swimming and Lifesaving merit badges and Second and First Class aquatics rank requirements along with SCUBA BSA and Cub Scout aquatics belt loop, sports pin and Aquanaut.

This year the Cub/Webelos program was revamped to offer the three new Cub Electives: Floats and Boats (Tiger); Spirit of the Water (Wolf); and Salmon Run (Bear) as well as the revised Aquanaut award for Webelos.

For the Aquanaut award, we introduced an additional aspect to this training to address the transition from a Cub Scout aquatics program to a Boy Scout program such as they would likely experience as First Year Campers at summer camp. Scoutmasters of First Year Campers know the first day or so at summer camp is an anxious time for new Scouts (and their Scoutmasters) and the aim of this training was to inform the Webelos what to expect during check in day at the waterfront and make the whole first day experience more relaxing and fun. We begin by discussing our camp waterfront rules, waterfront layout (check in boards, check out boards), buddy tags, swim classification groups and swim areas, craft usage, and program offerings for First Year Campers at Camp Shenandoah (our council camp).

The Aquanaut program is then run like a regular session at summer camp where the Webelos have a swim check, then check in with their buddy and work on the Aquanaut skills. During the session we have buddy checks and then follow proper area check out procedures. They leave with their buddy tag as a souvenir. We try to staff this session with summer camp waterfront staff as it is those age Scouts they will be working with at summer camp.

The response to the new Cub/Webelos winter swim program has been tremendously favorable and we have been asked to offer a similar transition program for all campers when we offer our pre-camp swim checks at Camp Shenandoah prior to the opening of summer camp.

### Mt. Diablo-Silverado Council - Path of the Paddle

The Mt. Diablo-Silverado Council has an aquatics recognition program called the Path of the Paddle (PotP). It is a progressive program, in that Scouts learn basic flatwater skills, then move up to more challenging experiences, earning patches and gaining skills along the way.

The purpose of the PotP program is to encourage paddlesports participation among Boy Scouts and Venturers. The program requires a variety of different paddlesports experiences. A Scout or leader who completes his first PotP adventure earns the center segment and a rocker. Each additional completed outing earns one more rocker. This program and recognition are available to any unit across BSA.

#### National Capital Area Council - Neptune's Ring award

The National Capital Area Council awards the Neptune's Ring award to any Scout or Leader who completes all the BSA aquatics awards that are available at Goshen Scout Reservation camps. The BSA aquatics awards that are offered on Lake Merriweather include Mile Swim BSA, Kayaking BSA, BSA SUP, and Snorkeling BSA.

#### Middle Tennessee Council Dolphin Society Award

A Scout who completed the following can purchase a belt buckle and have their name added to a plaque in the camp dining hall. Swimming, Lifesaving, rowing, Canoeing Merit Badges, completed the Mile Swim, and earns one of the following: Motorboating, Small Boat Sailing or Water Sports Merit Badge.

#### Stonewall Jackson Area Council - Neptune Society Award for Excellence in Scout Aquatics

For youth the award requirements include earning 6 aquatics merit badges, the mile swim award, two aquatics awards/activities from a list and conducting a service project. Adults have similar requirements except they must complete Swimming and Water Rescue and Paddle Craft Safety training courses in lieu of the merit badges. Recognition is a unique belt buckle available for purchase.

#### San Diego – Imperial Council - Wave Rider Award

The San Diego-Imperial Council, BSA Wave Rider award introduces Scouts to the basics of board surfing, body surfing, and/or body boarding in the Pacific Ocean including skills, equipment, and safety precautions along the San Diego County coastline. This award also encourages Scouts to develop additional wave riding skills that promote fitness and safe aquatics recreation.

## Supporting Cub Scout Aquatics

How well does your Council support your Dens and Packs Cub Scout Aquatics Adventures? These exciting Aquatics opportunities give local council Aquatics Committees many opportunities to support these exciting Cub Scout activities:

- Promotion at Cub Roundtables – Have you already gotten on the schedule to make presentations at your Cub Roundtables? Getting the word out including resources available to support Cub Dens and Packs would be a great way to promote these activities.
- Aquatics Facilities – Have you compiled and shared with Packs and Dens a list of pools in your communities where Dens can go to conduct in water activities? Beyond the basics, have you been creative in thinking about pools in schools,

hotels, country clubs, apartment complexes, etc. that might open their facilities for Cub Scouts?

- Trained Aquatics Resources – Have you given your Packs and Dens a list of Trained Aquatics Resources in your Council who are ready and able to help them conduct the Aquatics activities in case they need help?

Remember, the Cub Scout Aquatics Adventures are meant to provide new experiences and safety education to our Cub age boys as beginning steps to a lifetime of Aquatics Adventures! Make sure your local Aquatics Committee is doing its part to make that happen!

Your Local Aquatics Committee can work with local packs and summer camp and day camp staffs to prepare to offer your Cubs and Webelos an outstanding summer aquatics experience.

Remember that the youth of Cub and Webelos ages are ready and excited to learn the basic aquatics skills and safety to better enjoy their aquatics experiences now and also so they transition more easily to scout aquatics programs.

There are two simple things your Local Aquatics Committee can do now to help. First, go out and meet with packs and give a fun presentation about Cub and Webelos aquatics and introduce them to the concept of safe swim areas, ability groups and the buddy system. Take along buddy tags and a mobile buddy board to show them these key waterfront tools and how they are used.

Second, work with camp leadership to explain the Cub and Webelos aquatics opportunities and discuss with them effective, fun ways to present the various elective Adventures to the Cubs and Webelos at their summer resident and day camps. Better yet, offer specific training to the staffs.

## Lifeguard Training for Camp Staff

A Council's year-round aquatics program should include the various aspects of a well-rounded aquatics program: Training, Program, Advancement, and Safety. The fall is the time to be planning to ensure that next year's resident camp staff are qualified and appropriately trained for their aquatic positions. According to BSA's National Camp Accreditation Program standards, two important required training levels are BSA Aquatics Instructor (for the camp Aquatics Director) and lifeguard certification (for at least one half of the aquatics staff). The only place to receive BSA Aquatics Instructor training is at a BSA National Camp School. A pre-requisite for the BSA Aquatics Instructor section is to hold a current lifeguard certification. Lifeguard certifications are valid for two years.

Since lifeguard training is required for both new Aquatics Instructors and camp aquatics staff, it is important to ensure that lifeguard training is available to them in a timely fashion. Your Council's aquatics program should include lifeguard training opportunities.

Ideally a lifeguard training course would be scheduled well before spring/summer National Camp Schools attended by your Council. That would also present opportunities for your resident camp aquatics staff to earn the required certification. Since a BSA Lifeguard course takes at least 27 hours to present, it is difficult to fit into a resident staff training week at camp that is usually filled with other pressing camp setup tasks. For these reasons it is best to select your resident camp aquatics staff well in advance of your resident camp sessions and provide them with the required training. BSA Lifeguard certification also requires CPR/FA training that is not part of the BSA Lifeguard course.

There are many aspects to presenting a good lifeguard training course. Some of these are training staff, facilities, equipment, schedule, budget and course promotion. BSA Aquatics Instructors and BSA Lifeguard Counselors are qualified to teach BSA Lifeguard courses. American Red Cross Lifeguard Instructors can teach ARC Lifeguard courses. Pools and classrooms are needed for lifeguard courses. Numerous pieces of equipment (backboards, rescue tubes, etc.) are required. Depending on the course training plan and facilities availability a lifeguard course can be organized in various ways. Course materials and facility rental fees are costs that must be addressed in a course budget. Promotion of the course should be done to ensure an adequate number of participants.

Your Council Aquatics Committee should have subject matter experts with experience in planning lifeguard training courses. Planning and promoting lifeguard training should be occurring now as part of a year-round aquatics program. For more information on BSA Lifeguard training, see the BSA Lifeguard Instructor Manual (2017) at *BSA Aquatics Resources website*

## Best Practices

This information was collected from participants at the 2014 BSA National Aquatics Workshop in sessions “What are your Aquatics Committee Best Practices”. The information reflects lessons learned from established council aquatics committees

Consistent meetings – hold regular committee meetings at a consistent time & location.

Support summer camp programs in addition to year-round activities and training.

Provide representation to additional council committees that share aquatic responsibilities.

Structure the committee to meet local council needs.

Recruit potential committee members from offered aquatic training events.

Assign subcommittees to manage different aquatics tasks.

The Aquatics Committee Chairman should also be on the Council Risk Committee.

The Aquatics Committee should also provide liaisons to Programs, Camping, Training and H&S Committees.

Conference calls can be used for meetings.

Recruit instructors and staff for aquatics events.

Have a trained chairperson, pref. National Camp School BSA Aquatics Instructor.

Meet, meet, meet – Regularly have meetings

Have a council professional staff advisor

Recruit regularly – some sources: Council-wide survey, Order of the Arrow, Community organizations, vendors in council area, Camp staff. Be sure to recruit from outside Scouting

Maintain a web presence. Establish an aquatics page on the Council website. Create a social media presence (Facebook, Twitter, Instagram, etc)

Have the right organizational structure

Meet on timely regular basis

Customize team/committee to the local needs and environment

Participate in the regular Aquatics National Workshops

Send as many members as possible to NCS aquatics instructor training

Have plans - Annual plan/5 year+/long range

Need a diverse committee with knowledge of organizational and Aquatics skills. Should have both youth and adult members.

The council aquatics staff should buy in and respect the aquatics committee as a resource

Coordinate and network with other council committees

Outreach and work with outside organizations

Market Aquatics Programs/Committee to rest of Council regularly/ongoing

## Essential Questions

The following input was collected from participants at the 2014 BSA National Aquatics Workshop in the session “What Essential Questions Do You Have?”. These are questions that should be answered at the local council level to run an effective council aquatics committee.

What do you need to know to establish and run an effective council aquatics committee?

What are the aquatics needs of the council?

Who are your key aquatics resources?

How do we recruit?

How do you staff a summer camp aquatics program?

How do we recognize Aquatics Committee contributions?

What are we doing outside scout camp (year round)?

What Aquatics programs/activities should we promote?

What community support for aquatics is available?

How do you advertise the activities?

What are our training resources?

How to retain camp aquatics directors?

How to set and enforce policy?

How can we ensure camp aquatics staff is properly trained and teaching correctly?

What is the correct/best committee organization structure?

What resources are available online?

What is the aquatics committee role in hiring camp aquatics staff?

What budget should the aquatics committee have?

How do you recruit committee members?

Do/should you have “term limits” for chair people?

What companies has the BSA partnered with or are at least friendly to Scouting?

How do you get policies and or practices implemented Council-wide?

How do you fund aquatic activities?

How do you reach out to support districts and units?

Where does the Council Aquatics Committee go for support on aquatics questions?

What other Council committees have aquatics responsibilities? What is the relationship between those committees and the aquatics committee?

What is your aquatics contribution to the NCAP-required continuous improvement plan?

How does your aquatics committee directly affect the scouts?

How can the Aquatics Committee help before or during camp?



Does your council have a succession plan for the Aquatics Directors and other key aquatic positions?

How should the Aquatics Committee participate in ensuring the quality of aquatics merit badge counselors?

How can the committee help train or ensure quality of merit badge counselors?

How can the Aquatics Committee get input from scouts, parents, leaders?

How do we know if we're doing a good job?

Who is responsible for relationships with outside orgs & vendors and how to establish who is responsible for fundraising?

For additions, questions, comments, corrections, etc. to this document, please contact Mike Meenehan, [mmmeenehan@gmail.com](mailto:mmmeenehan@gmail.com), 703-400-2176

This document would not have been possible without the contributions of numerous Scouters with an interest in BSA aquatics from across the country. If you have information about your local Council Aquatics Committee and would like to share with others, please send it to Mike Meenehan for inclusion in future updates of this resource kit.