

The Philmont Cub Scout Roundtable Supplements

February 2018

A Scout is Trustworthy

Theme: Cub Scout Investigators



The Philmont Cub Scout Roundtable Supplements
February 2018

March Pack Meeting
A Scout is Trustworthy
Theme: Cub Scout Investigators

◆ **Gathering**

Have a stroll around the midway. Give all Scouters an opportunity to get information and sign up for events and trainings.

◆ **Opening Ceremony**

The flag ceremony is led by preassigned Scouters. They will present the colors and lead the pack in the Pledge of Allegiance. Preassigned Scouters perform the opening skit "A Scout Is Trustworthy". Each Scouter holds a large magnifying glass made out of poster board with plastic wrap stretched across the opening to resemble the glass.

Cub Scout 1: "We are Cub Scouts. You can count on us."

Cub Scout 2: "We will always do our best—in everything we do."

Cub Scout 3: "Tonight we are here to investigate"

Cub Scout 4: "The things done by you, and you, and you."

Cub Scout 5: "To examine those fun and exciting things"

Cub Scout 6: "That each of you has done."

Cub Scout 7: "And last, but not least, to have some Cub Scout fun."

Cub Scout 8: "Welcome to our pack meeting."

All: "A Cub Scout is TRUSTWORTHY!"

◆ **Opening Prayer**

"Help us discover the importance of being trustworthy. Trust is easily lost and is forever being earned. Help us to take care not to forget this. As we want to be trusted, we must be trustworthy in all things we do."

◆ **Welcome and Introductions**

The Roundtable Commissioner or Assistant Roundtable Commissioner - New Member Coordinator welcomes new Scouters, visitors, and special guests by introducing them to the district. If you aren't sure what a New Member Coordinator is, check out :

<http://scoutingwire.org/marketing-and-membership-hub/new-unit-development/commissioners/>

◆ **Big Rock Topic**

See the Boy Scout Roundtable Commissioner Planning Guide for a list of Big Rock Topics that both the Cub Scout and Boy Scout Roundtable Commissioners choose to do jointly to help serve the units in your district.

◆ **Applauses and Cheers!**

Abe Lincoln Cheer: That was great! Honest!

Ben Franklin Cheer: Hold both hands out in front of you as if flying a kit. Jerk back suddenly while saying, "Zap, Zap, Zap." (lightning).

Grand Sneeze: Say "Ahhhh Chooooo!" three times, each time getting louder.

Pancake Cheer: Pretend to be holding a frying pan and a spatula in your hands.
Pretend to put the spatula under the pancake and flip the pancake into the air. Look into the air as though watching the pancake flip in the air. Catch the pancake with the spatula, and flip it on your hand making a loud "Clap!"

Run-Ons

Date Today

Cub Scout 1: What's the date today?

Cub Scout 2: I don't know.

Cub Scout 1: Look at the newspaper

Cub Scout 2: That's no use. That's yesterday's paper.

I can bend bars with my bare hands

Cub 1: I can bend bars with my bare hands.

Cub 2: Iron bars?

Cub 1: No, chocolate bars.

It Just Won't Wait

First Person - "It just won't wait. It just won't wait."

Second Person - "What won't wait?"

First Person - "Time."

Song: Scouting Spirit

I've Got That Cub Scout Spirit (point to your head)

Up in my head, Up in my head, Up in my head.

I've got that Cub Scout spirit

Up in my head, Up in my head, to stay.

I've got that Cub Scout spirit

Deep in my heart, Deep in my heart, Deep in my heart (point to your heart)

I've got that Cub Scout spirit

Deep in my heart, Deep in my heart, to stay.

I've got that Cub Scout spirit

Down in my feet, Down in my Feet, Down in My feet (point to your feet)

I've got that Cub Scout spirit

Down in my feet, Down in my feet, to stay.

I've got that Cub Scout spirit

All over me, All over me, All over me. (point to your head, heart and feet in a sweeping motion)

I've got that Cub Scout spirit

All over me, All over me, to stay.

◆ Cub Scout Interest Topic

- Journey To Excellence
 - Journey to Excellence (JTE) is the BSA unit benchmark program. It is there to help focus your unit plans, evaluates your unit's performance or participation, and gives your unit the opportunity to be rewarded for the outstanding job everyone has done in the unit (youth and adult).
 - Planning
 - Think of JTE as a benchmark. Meet with your unit's committee and leaders to come up with goals for the year (most of the time this happens at the yearly planning meeting). Using the JTE Scorecard and Tracking Workbook will help you with your planning goals.
 - There are four objective groups that JTE focuses on in 2018
 - Planning and Budget
 - Membership
 - Program
 - Volunteer Leadership
 - Performance
 - Throughout the year have your Pack Committee fill out the JTE scorecard to maintain monthly.
 - Designate a person to be the Pack's JTE chair (or whatever title you choose to call the position) or make it a line item in your Committee's monthly agenda.
 - It will save you time at the end of the year so you can focus on Rechartering.
 - Adding information while it is fresh in your mind will help you have a more accurate JTE score.
 - Recognition
 - Everyone likes to be recognized for a job well done. Journey to Excellence rewards everyone in the unit for their participation.
 - Achievement Levels are Bronze, Silver, and Gold.
 - As you fill out the scorecard throughout the year you will see how close you are to that next level.
 - Sometimes it only takes one more Pack outing, service project, or leader to take a training to bump up to the next level.
 - Invite your Unit Commissioner to be part of the process. They are here to help your Unit succeed!
 - BSA Resources
 - BSA Journey to Excellence Guidebook https://www.scouting.org/filestore/mission/pdf/2018-Pack_JTE_Guidebook_rev_7.pdf
 - Pack JTE Scorecard https://www.scouting.org/filestore/mission/pdf/2018_JTE_Pack_Scorecard.pdf
 - Pack JTE Workbook https://www.scouting.org/filestore/mission/xls/2018_JTE_Pack_Spreadsheet.xls
 - JTE Tri-fold Brochure https://www.scouting.org/filestore/mission/pdf/513-011_Trifold.pdf

◆ Audience Participation

Before reading this story, ask the audience to contribute the following words of their choice: three nouns, five adjectives, one exclamation, one verb, two plural nouns, and one number. Place the words in the story blanks as you read to create a silly mystery. Confirm that all words are appropriate before sharing the story aloud.

The Case of the _____ Leader
(adjective)

It was a dreary day in March when I arrived at my _____ to find a/an _____ den
(noun) (adjective)
of Cub Scouts waiting for me. I tried to calm them down, but, well, you know Cub Scouts. I said,

“Have a/an _____, Scouts, and tell me how I can help.” The Cub Scouts pointed to the
(noun)
_____ den _____, who was sitting next to them. “Something happened to our
(adjective) (noun)

den leader!” they _____. I could see we had a problem. The leader’s hair was
(verb, past tense)
_____, with tons of craft supplies like _____ and _____ sticking out of it.
(adjective) (plural noun) (plural noun)

“Did you just come from a den meeting?” I asked. The Cub Scouts nodded. “_____,” I
(exclamation)
cried. “I know just what happened. This is a very _____ problem. It seems like a case of
(adjective)
hyper-craft-itis. Your leader needs a _____-hour suspension of all craft activities. You’re
(number)
lucky you came to me to solve this mystery when you did, Cub Scouts. Good work.

◆ STEM Minute

Fun and Physics with Fidget Spinners, friction and torque.

A fidget spinner is a toy that has ball bearings in the center of usually a three lobed flat structure made from plastic or metal. It is designed to easily spin around its axis. These spinners became popular toys in April of 2017 even though similar toys were invented in 1993. The spinner is said to help people who have trouble focusing and can calm people with nervous energy and anxiety but there is no scientific evidence for this. Fidget spinners are fun!

STEM

Fidget spinners show the fun of using ball bearings that reduce friction and allow things to rotate for a long time. Friction is the resistance to motion that occurs when one object moves relative to another. In the center of the spinner is a circular channel where tiny metal balls the size of BB’s roll with low friction. To get the spinner to rotate, you exert a twisting force, known as torque. The spinner is easily set in motion because of the low friction. The center of mass is in the center of the spinner.



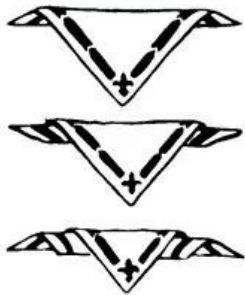
◆ Cub Scout Leader Breakouts

◆ Lion Breakout

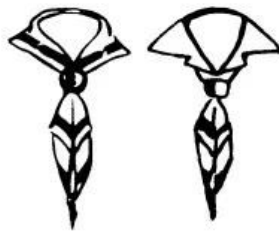
- 2017-18 Lion Program Changes
(<https://blog.scoutingmagazine.org/2017/08/14/bsas-lion-pilot-program-for-kindergarteners-is-off-to-a-roaring-start/>)
- Lion Requirement
 - Gizmos and Gadgets - Elective Adventure
 - Discuss Activities for Den Meeting #1
 - Create a Genius Kit with the leaders in your breakout group.
 - Practice making a gadget with the items in their kit. (give them 3 minutes to try)
 - Make a neckerchief slide
 - Slides are an awesome way to individualize the Den to other Den's in the Pack.



How to Wear the Neckerchief



a. Fold long edge over several flat folds to about 6 inches from tip of neckerchief. A tight fold prevents gathering around the neck and is more efficient than rolling or twirling.



b. The unit has a choice of wearing the neckerchief over the collar (with the collar tucked in) or under the collar.



c. Draw neckerchief slide over ends and adjust to fit snugly.

- Build it up Knock it Down - Elective Adventure
 - Make the Basic Bubbles with your leaders
 - Ordinary Bubble Juice Recipe
 - ½ cup cornstarch
 - 6 cups water (distilled makes the best bubbles)
 - ½ cup of blue Dawn dish detergent
 - 1 tablespoon baking powder
 - 1 tablespoon glycerin
 - Dissolve the cornstarch in the water, stirring really well. Then, gently stir in the remaining ingredients. Avoid creating a lot of froth. Allow your mixture to sit for at least an hour, stirring occasionally if you see the cornstarch settling to the bottom.
 - Make the Super Bubbles with your leaders
 - Super-Strength Bubble Solution Recipe
 - 6 cups of water
 - 1 cup of light corn syrup
 - 2 cups (16oz) clear dishwashing liquid
 - Stir the water and corn syrup together. Add dishwashing liquid, and stir very gently until well-mixed, trying not to make any bubbles.
 - Make a Bubble wand - see the descriptions in the handbook

◆ Tiger Breakout

- Tiger Requirement
 - Requirement Modifications

- **The Cub Scout Handbook underwent modifications in 2016**, Please make sure that each den leader is aware of this and hand out a copy of this link or offer a copy for the den leaders. Never assume that a leader knows of this change.
- http://www.scouting.org/filestore/cubscouts/pdf/Tiger_Addendum.pdf

- Insert Adventure Here – **Cyber Chip**

- Cyber Chip
 - Today's youth are spending more time than ever using digital media for education, research, socializing, and fun. To help families and volunteers keep youth safe while online, the Boy Scouts of America introduces the Cyber Chip. In developing this exciting new tool, the BSA teamed up with content expert NetSmartz®, part of the National Center for Missing and Exploited Children® and training expert for many law enforcement agencies. Cyber Chip has grade-specific videos for each level. Topics include cyberbullying, cell phone use, texting, blogging, gaming and identity theft.
 - <https://www.scouting.org/Training/YouthProtection/CyberChip.aspx>



- Cyber Chip Requirements for grades 1-3



1. Read, commit to, and sign the Level I Internet Safety Pledge. (BSA Cyber Chip blue card)
2. Watch the video “Bad Netiquette Stinks.”
3. Play the Router’s Birthday Surprise Interactive Adventure, and print the completion certificate to give to your den leader. (netsmartz.org/scouting)
4. Show and tell your family, den leader, den, or pack what you have learned.

Cyber Chip Requirements for grades 4-5

1. Read, commit to, and sign the Level I Internet Safety Pledge. (BSA Cyber Chip blue card)
2. Watch the video “The Password Rap” and another video of your choosing. (netsmartz.org/scouting)
3. As an individual or with your den, use the Teachable Recipes to demonstrate Internet safety rules to your den leader, den, or pack. (netsmartz.org/scouting)
4. Discuss with your unit leader the acceptable standards and practices for using allowed electronic devices, such as phones and games, at your meetings and other Scouting events.



To Recharge your Cyber Chip go to netsmartz.org, click on your age group and look for the recharge requirement at the bottom of the page.

Each Scout signs the Cyber Chip card and takes the Internet Safety Pledge.

A Tiger earns the Cyber Chip patch, a Wolf earns a recharge pin to place on the patch, as a Bear and a Webelos the Scout earns another recharge pin.

◆ Wolf Breakout

- Remind Den Leaders to work with new Cub Scouts on their Bobcat Rank
- Requirement Modifications
 - The Cub Scout Handbook underwent modifications in 2016. Please make sure that each den leader is aware of this. Hand out a copy of this link or offer a copy of modifications for the den leaders. Never assume that a leader knows of this change.
 - The link is found at : http://www.scouting.org/filestore/cubscouts/pdf/Wolf_Addendum.pdf
- Wolf Requirement
 - Cyber Chip
 - Today's youth are spending more time than ever using digital media for education, research, socializing, and fun. To help



families and volunteers keep youth safe while online, the Boy Scouts of America introduces the Cyber Chip. In developing this exciting new tool, the BSA teamed up with content expert NetSmartz®, part of the National Center for Missing and Exploited Children® and training expert for many law enforcement agencies. Cyber Chip has grade-specific videos for each level. Topics include cyberbullying, cell phone use, texting, blogging, gaming and identity theft.

- <https://www.scouting.org/Training/YouthProtection/CyberChip.asp>

- Cyber Chip Requirements for grades 1-3

1. Read, commit to, and sign the Level I Internet Safety Pledge. (BSA Cyber Chip blue card)
2. Watch the video “Bad Netiquette Stinks.”
3. Play the Router’s Birthday Surprise Interactive Adventure, and print the completion certificate to give to your den leader. (netsmartz.org/scouting)
4. Show and tell your family, den leader, den, or pack what you have learned.

Cyber Chip Requirements for grades 4-5

1. Read, commit to, and sign the Level I Internet Safety Pledge. (BSA Cyber Chip blue card)
2. Watch the video “The Password Rap” and another video of your choosing. (netsmartz.org/scouting)
3. As an individual or with your den, use the Teachable Recipes to demonstrate Internet safety rules to your den leader, den, or pack. (netsmartz.org/scouting)
4. Discuss with your unit leader the acceptable standards and practices for using allowed electronic devices, such as phones and games, at your meetings and other Scouting events.

To Recharge your Cyber Chip go to netsmartz.org, click on your age group and look for the recharge requirement at the bottom of the page.

Each Scout signs the Cyber Chip card and takes the Internet Safety Pledge.

A Wolf earns the Cyber Chip patch, a Bear earns a recharge pin to place on the patch, as a Webelos the Scout earns another recharge pin.

◆ **Bear Breakout**

- Remind Den Leaders to work with each new Cub Scout on his Bobcat Rank
- Bear Requirement
 - Requirement Modifications
 - The Cub Scout Handbook underwent modifications in 2016. Please make sure that each den leader is aware of this. Hand out a copy of this link or offer a copy of modifications for the den leaders. Never assume that a leader knows of this change.
 - The link is found at:
https://www.scouting.org/filestore/cubscouts/pdf/Bear_Addendum.pdf
 - Insert Adventure Here - **Required Adventure**
 - Cyber Chip
 - Today's youth are spending more time than ever using digital media for education, research, socializing, and fun. To help families and volunteers keep youth safe while online, the Boy Scouts of America introduces the Cyber Chip. In developing this exciting new tool, the BSA teamed up with content expert NetSmartz®, part of the National Center for Missing and Exploited Children® and training expert for many law enforcement agencies. Cyber Chip has grade-specific videos for each level. Topics include cyberbullying, cell phone use, texting, blogging, gaming and identity theft.
 - <https://www.scouting.org/Training/YouthProtection/CyberChip.aspx>
 - Cyber Chip Requirements for grades 1-3



1. Read, commit to, and sign the Level I Internet Safety Pledge. (BSA Cyber Chip blue card)
2. Watch the video “Bad Netiquette Stinks.”
3. Play the Router’s Birthday Surprise Interactive Adventure, and print the completion certificate to give to your den leader. (netsmartz.org/scouting)
4. Show and tell your family, den leader, den, or pack what you have learned.

Cyber Chip Requirements for grades 4-5

1. Read, commit to, and sign the Level I Internet Safety Pledge. (BSA Cyber Chip blue card)
2. Watch the video “The Password Rap” and another video of your choosing. (netsmartz.org/scouting)
3. As an individual or with your den, use the Teachable Recipes to demonstrate Internet safety rules to your den leader, den, or pack. (netsmartz.org/scouting)
4. Discuss with your unit leader the acceptable standards and practices for using allowed electronic devices, such as phones and games, at your meetings and other Scouting events.





To Recharge your Cyber Chip go to netsmartz.org, click on your age group and look for the recharge requirement at the bottom of the page.

Each Scout signs the Cyber Chip card and takes the Internet Safety Pledge.

A Bear earns the Cyber Chip patch or a recharge pin to place on the patch, as a Webelos the Scout earns another recharge pin.

◆ Webelos Breakout

Remind Den Leaders to work with new Cub Scouts on their Bobcat Rank

- Webelos Requirement
 - Requirement Modifications
 - **The Cub Scout Handbook underwent modifications in 2016**, please make sure that each den leader is aware of this and hand out a copy of this link or offer a copy for the den leaders. Never assume that a leader knows of this change.
 - http://www.scouting.org/filestore/cubscouts/pdf/WEBELOS_AOL_Addendum.pdf
 - Insert Adventure Here - Elective Adventure
 - **Looking Back, Looking Forward**
 - 1. Create a record of the history of Scouting and your place in that history. See the Webelos Handbook, pages 4-6 for the history of Webelos Scouts and pages 466-467 for the history of Scouting.
 - 2. With the help of your den leader, parent, or guardian and with your choice of media, go on a virtual journey to the past and create a timeline.
 - 3. Create your own time capsule.
 - **The History of Scouting**



Lieutenant General Robert Stephenson Smythe Baden-Powell (22 February 1857 - 8 January 1941), also known as B-P or Lord Baden-Powell, was a lieutenant-general in the British Army, writer, founder of the Scout Movement and the first Chief Scout of the Boy Scouts Association. He played the violin and piano, liked woodcrafts and art.

After completing school in Surrey, England, Baden-Powell served in the British Army from 1876 until 1910 in India and Africa. In India he found the men didn't know first aid and couldn't recognize poisonous plants and animals.

In 1899, during the Second Boer War in South Africa, Baden-Powell successfully defended a town in the Siege of Mafeking. Several of his military books, written for military reconnaissance and scout training in his African years, were also read by boys. Based on those earlier books, he wrote "Scouting for Boys" in 1908. In 1907 he took twenty boys to Brownsea

Island to camp and learn scouting skills. This camp was the beginning of Scouting.

In the United States Ernest Thompson Seton organized the Woodcraft Indians in 1902 and influenced Baden-Powell. Daniel Carter Beard organized the Sons of Daniel Boone in 1905.

In 1909, American William D. Boyce on a business trip to London, became lost in the dense fog and was guided to his destination by a young boy, who told him that he was merely doing his duty as a Boy Scout. Boyce read about scouting in England, returned home to the United States, and influenced by Seton, Beard and Baden-Powell, founded the Boy Scouts of America on February 8, 1910. Boyce focused the Scouting program on teaching self-reliance, citizenship, resourcefulness, patriotism, obedience, cheerfulness, courage, and courtesy in order to "make men." Boyce was a successful writer, publisher and businessman. Seton became the first Chief Scout of the BSA. Daniel Carter Beard was the commissioner.

- **Create a timeline.** See the Webelos Handbook pages 466-467. Begin your timeline with Baden-Powell creating scouting in 1907 at Brownsea Island and launching Boy Scouting in 1908. Boyce incorporates the Boy Scouts of America February 8, 1910. Other possibilities for the timeline- In 1912 Boy's Life became the official magazine for the Boy Scouts. Arthur R. Eldred became the first Eagle Scout on September 2, 1912. In 1930 Cub Scouting was officially launched. 1955 was the first Pinewood Derby. 2002 The National Scouting Museum opened in Irving, Texas. Then help the Webelos add to the timeline with their birthday, the year they joined Cub Scouts and any other scouting events they want to add.
- **Create a time capsule.** Have the Webelos boys place their timeline and any other writings about themselves into the time capsule. They can write about their favorite color, song, movie, pet, food, what they want to be when they grow up, their birthday. They can draw a sketch of themselves. They can write about their town and state and any events. They can write about their favorite family memories and a favorite family recipe. They can write a letter to their future selves. Add any pictures of them you may have. Invite the boys to add other objects such as a coin, a patch, a small toy, etc. into the time capsule. Seal the papers and objects in a container. Make a label for the container with the date it became a time capsule and the date the boys chose to open the capsule. It is fun to show the time capsule at a Pack Meeting before sealing it.
- **Webelos detectives- What does "Webelos" stand for?**
- It is an acronym for **We'll Be Loyal Scouts**.
The plural for Webelos is Webelos.
There is no Webelo. Without the "S" the boys are not scouts.
In the Bear Cub Scout book of 1954, the name originally came from the beginning letters of "**w**olf, **b**ear, **l**ion, **S**cout." The rank of Lion Cub Scout was dropped in 1967.

The Webelos rank badge worn with the Khaki uniform--is a tan, oval, Scout badge with a blue "W", for Webelos, on it and gold (yellow) trim. It shows the Cub is moving from Cub Scouting to Boy Scouting.

The Webelos rank badge worn with the blue uniform-- is a diamond shaped badge with a blue "W" for Webelos and the word "Webelos" on it. The scout insignia is at the bottom symbolizing the transition from Cubs Scouting to Boy Scouting.

- Cyber Chip
 - Today's youth are spending more time than ever using digital media for education, research, socializing, and fun. To help families and volunteers keep youth safe while online, the Boy Scouts of America introduces the Cyber Chip. In developing this exciting new tool, the BSA teamed up with content expert NetSmartz®, part of the National Center for Missing and Exploited Children® and training expert for many law enforcement agencies. Cyber Chip has grade-specific videos for each level. Topics include cyberbullying, cell phone use, texting, blogging, gaming and identity theft.
 - <https://www.scouting.org/Training/YouthProtection/CyberChip.asp>




Cyber Chip Requirements for grades 4-5

1. Read, commit to, and sign the Level I Internet Safety Pledge. (BSA Cyber Chip blue card)
2. Watch the video "The Password Rap" and another video of your choosing. (netsmartz.org/scouting)
3. As an individual or with your den, use the Teachable Recipes to demonstrate Internet safety rules to your den leader, den, or pack. (netsmartz.org/scouting)
4. Discuss with your unit leader the acceptable standards and practices for using allowed electronic devices, such as phones and games, at your meetings and other Scouting events. To Recharge your Cyber Chip go to netsmartz.org, click on your age group and look for the recharge requirement at the bottom of the page.



Each Scout signs the Cyber Chip card and takes the Internet Safety Pledge.

A Webelos the Scout earns the Cyber Chip patch or another recharge pin.



◆ Arrow of Light Breakout

- Remind Den Leaders to work with new Cub Scouts on their Bobcat Rank
- AOL Requirement
 - Requirement Modifications
 - **The Cub Scout Handbook underwent modifications in 2016**, please make sure that each den leader is aware of this and hand out a copy of this link or offer a copy for the den leaders. Never assume that a leader knows of this change.
 - http://www.scouting.org/filestore/cubscouts/pdf/WEBELOS_AOL_Addendum.pdf
 - See Cyber Chip above
 - See Looking Back, Looking Forward above



Arrow of Light detectives- What does the Arrow of Light rank badge represent?

The colors are blue and gold (yellow). The yellow is from the sun, which stands for wisdom, warmth and good cheer. The blue is from the sky and it stands for courage, faith and loyalty.

The arrowhead represents courage and strength, from the rock from which it is made. The shaft of the arrow is made from the hardest wood and stands for honesty and fairness. It is straight and reminds us to go straight on our pathway in scouting and in life. The lashing that hold the arrowhead to the shaft represents the friendship that has bound us together in scouting. The three feathers symbolize the family, the pack leadership and the scout working together. The seven rays of the sun stand for each day of the week to remind you to do your best every day. The seven rays can also stand for the seven virtues: wisdom, courage, self-control, justice, faith, hope and love. ([www.Acorn Awards.com](http://www.AcornAwards.com) and S.C.C.C. Pow Wow Book, 2001)

◆ Cubmasters Breakout

Advancement Ceremony

Greater St. Louis Area Council

- Have various "animal tracks" available as each of the following are discussed.
- **Cubmaster:** (In a secretive manner). We are gathered tonight to study all the details of the scene of the crime. The first animal we need to identify has the following characteristics: Has a big ROAR and is the king of the jungle. I think this is describing the Lion family.
- The next one is striped, orange and black, stalks prey, belongs to the cat family. From all the above details I believe we are describing the Tiger family.
- The next animal track we found was a fairly fresh one. The items known are it is red in color, spotted, has a short stubby tail, and belongs to the Lynx family. Could it be a Bobcat that was spotted hanging around here?
- The next track was harder to trace as it belongs to the Dog family. It loves to eat game and livestock, but especially loves to howl. It is more commonly known as the Wolf.

- This track was easy. It is larger in size than the other tracks. It is a mammal with long shaggy hair, and loves to eat fruit and insects. Our Bears are easy to spot.
- This was the hardest of all the tracks. It has been here the longest so it was harder to identify. It made deeper grooves like it had more hanging on it. The identifying marks that made it easy to finally identify were its love of candy, sodas and junk food. And the evidence that it is tall and gangly. Of course, it could only be a Webeles.
- It greatly relieves my mind that all tracks have been identified and classified into groups. Everyone loves to solve a mystery.
- Activity: "I Spy" (Utah National Parks Council)
 - No setup needed for this one! Have the boys sit on the front porch or looking out the window. Ask them questions about the yards and houses they can see.
 - Q: how long ago was that lawn mowed? How can you tell?
 - Q: What model is that car? How do you know?
 - Q: Can you tell which families have small children? What are the clues?
 - Q: How old is the person that made that blow-fish on the window? Why did you choose that answer?
 - Q: What is the weather going to be in two hours? What does the sky tell us about the future? What do we learn from past experience to predict the weather?
 - Q: How many inches of snow are on the ground? How can you tell?
- Activity: "What's missing"

This is a different version of Kim's game. Have your items on the tray and have the scouts look at the items then have them close their eyes. Move things around and take a couple of things away then have them open their eyes and tell you or write down what is missing.
- Review the March Pack meeting guide and discuss the upcoming pack meeting found at: [https://www.scouting.org/filestore/cubscouts/pdf/2017/310-842\(17\) March Trustworthy.pdf](https://www.scouting.org/filestore/cubscouts/pdf/2017/310-842(17) March Trustworthy.pdf) (This would be a great handout to give to each pack.)

◆ Committee Chair Breakout

- Use this breakout to go more in depth with the Journey to Excellence scorecard and workbook. This would be a great opportunity to have the Unit Commissioner to the Unit to work with the CC to go step by step through what they have already completed so far, this year.
- BSA Resources
 - BSA Journey to Excellence Guidebook
<https://www.scouting.org/filestore/mission/pdf/2018-Pack JTE Guidebook rev 7.pdf>
 - Pack JTE Scorecard
<https://www.scouting.org/filestore/mission/pdf/2018 JTE Pack Scorecard.pdf>
 - Pack JTE Workbook
<https://www.scouting.org/filestore/mission/xls/2018 JTE Pack Spreadsheet.xls>
 - JTE Tri-fold Brochure <https://www.scouting.org/filestore/mission/pdf/513-011 Trifold.pdf>

◆ **Commissioner's Minute: (Trapper Trails Council)**

Detectives are trained to look for things that the average person might not notice. They need to practice the skills they learn. They are always noticing the smallest details. We can be detectives, too. We can start noticing the little things about people, the good things about them. The longer you practice looking for the good in people, the easier it becomes to find it. When you constantly look for the good in your parents, brothers, sisters, friends and neighbors the good things about you are easier for them to see. Another great thing that happens when you work at being a "good" detective is that you become happier! Finding the good in others makes us better people.

◆ **Closing**

The preassigned Scouters perform the "Detectives" closing ceremony.

Cub Scout 1: "The case was difficult, but we rose to the challenge."

Cub Scout 2: "We weren't always sure how it would turn out, but we kept trying."

Cub Scout 3: "We found clues, like boys and adults in uniform."

Cub Scout 4: "And we found families ready to cheer on their Scouts."

Cub Scout 5: "We performed a ceremony to honor our flag."

Cub Scout 6: "We watched skits and clapped for awards."

Cub Scout 7: "It is with great pride that I declare the case to be solved!"

Cub Scout 8: "We used our detective skills to find a pack of trustworthy Cub Scouts and families sharing in fellowship and fun."

All: "Thank you for joining us at Roundtable!"

◆ **Retire the Flags**