

FORMS

| | |
|---|-----|
| Troop Meeting Plan | 116 |
| The Campfire Program Planner | 117 |
| Local Tour Permit Application | 119 |
| Troop Resource Survey | 121 |
| Individual Scout Record | 123 |
| First Class—First Year Tracking Sheet | 125 |
| Personal Health and | |
| Medical Record Form—Class 3 | 127 |
| Leadership Transfer Notice | 129 |
| Transfer Form (Youth Member) | 130 |
| The 50-Miler Program/50-Miler Award Application . . | 131 |
| The Historic Trails Program/ | |
| Historic Trails Award Application | 132 |
| National President’s Scoutmaster | |
| Award of Merit | 133 |
| Scoutmaster Award of Merit Nomination | 134 |
| Advancement Report | 135 |
| Outdoor Program Checklist | 137 |
| Eagle Scout Rank Application | 139 |
| World Friendship Fund Form | 141 |
| Rank Requirements | 142 |

(Program Feature)

TROOP MEETING PLAN

Date _____ Week _____

| ACTIVITY | DESCRIPTION | RUN BY | TIME |
|--|--|--------|------|
| Preopening _____ minutes | | | |
| Opening Ceremony _____ minutes | | | |
| Skills Instruction _____ minutes | <ul style="list-style-type: none">• New-Scout patrol• Regular patrol• Venture patrol | | |
| Patrol Meetings _____ minutes | | | |
| Interpatrol Activity _____ minutes | | | |
| Closing _____ minutes Total 90 minutes of meeting | <ul style="list-style-type: none">• Scoutmaster's Minute. | SM | |
| After the Meeting | | | |

THE CAMPFIRE PROGRAM PLANNER

How to use this sheet: Be sure that every feature of this campfire program upholds Scouting's highest traditions.

1. In a campfire planning meeting, fill in the top of the Campfire Program sheet (over).
2. On the Campfire Program Planner (below), list all units and individuals who will participate in the program.
3. Write down the name, description, and type of song, stunt, or story they have planned.
4. The MC organizes songs, stunts, and stories in a good sequence considering timing, variety, smoothness, and showmanship.
5. The master-of-the-campfire makes out the Campfire Program sheet (over).
6. Copies of the program are given to all participants.

| Cheer Planner | Spot |
|---------------|------|
| | |
| | |
| | |
| | |
| | |
| | |
| | |
| | |
| | |
| | |

| Song Planner | Spot |
|--------------|------|
| | |
| | |
| | |
| | |
| | |
| | |
| | |
| | |
| | |
| | |

| Campfire Program Planner | | | |
|--------------------------|-------------|------|------|
| Group or Individual | Description | Type | Spot |
| Opening | Main event | | |
| Closing | | | |
| Headliner | | | |
| Song leader | | | |
| Cheerleader | | | |

CAMPFIRE PROGRAM

Place _____
 Date _____
 Time _____
 Camp director's approval: _____

| | |
|---------------------------------|-------------------------|
| Campers notified _____ | Area set up by _____ |
| Campfire planning meeting _____ | _____ |
| M. C. _____ | Campfire built by _____ |
| Song leader _____ | Fire put out by _____ |
| Cheerleader _____ | Cleanup by _____ |

| Spot | Title of Stunt, Song, or Story | By _____ | Time |
|------|----------------------------------|----------|------|
| 1 | Opening—and firelighting | | |
| 2 | Greeting—introduction | M.C. | |
| 3 | Sing— Yell— | | |
| 4 | | | |
| 5 | | | |
| 6 | | | |
| 7 | | | |
| 8 | | | |
| 9 | | | |
| 10 | | | |
| 11 | | | |
| 12 | | | |
| 13 | | | |
| 14 | | | |
| 15 | | | |
| 16 | | | |
| 17 | | | |
| 18 | | | |
| 19 | | | |
| 20 | | | |
| 21 | | | |
| 22 | Closing | | |

LOCAL TOUR PERMIT APPLICATION

FOR TRIPS AND CAMPS UNDER 500 MILES

LOCAL PERMIT NO. _____ DATE ISSUED _____

This application must be filed with local council service center two weeks in advance of scheduled activity for proper clearance. It is used for trips of less than 500 miles. If destination is 500 miles or more one way or outside the U.S.A. (local council camp excepted), use National Tour Permit Application, No. 4419C. Units going into wilderness or backcountry areas must carry a copy of and abide by the principles of Leave No Trace, No. 21-105.

Type of unit _____ No. _____ Town _____ District _____ hereby applies for a permit and submits plans herewith for a trip from _____, 20____, to _____, 20____.

Give itinerary if tour; or destination if camp, including route description for reaching campsite (for long trip attach map indicating route and overnight stops):

Type of trip: One day Touring camp Short-term camp Long-term camp (Furnish copy of program and menus.)

Activity Standards: Where swimming or boating is included in the program, Safe Swim Defense, No. 34370A, and/or Safety Afloat, No. 34368B, standards are to be followed. If climbing/rappelling is included, then Climb On Safely, No. 20-099B (which recommends the American Red Cross's standard first aid and When Help Is Delayed or equivalent course), must be followed.

One adult in the group must be trained as outlined:

| Name | Age | Safe Swim Defense Date Taken | Safety Afloat Date Taken | Climb on Safety Date Taken |
|------|-----|------------------------------|--------------------------|----------------------------|
| | | | | |
| | | | | |

At least one person must be trained in CPR from any recognized agency for Safety Afloat and Climb On Safely.

| Name | Age | CPR Training | Agency | Expiration Date |
|------|-----|--------------|--------|-----------------|
| | | | | |

At least one adult on a pack overnighiter must have completed Basic Adult Leader Outdoor Orientation (BALOO, No. 34162).

| Name | Age | Date BALOO Training Completed |
|------|-----|-------------------------------|
| | | |

Note: Unit must have a contingency plan for inclement weather.

Mode of transportation: Car RV Van Bus Boat Canoe Train Hiking Truck Other _____

(The beds of trucks and camper trucks are approved for equipment only—passengers are allowed only in the cab.)

Tour will include _____ youth and _____ adults. Have parents' approvals been secured? _____

It is the tour leader's and unit committee member's understanding that all drivers, vehicles, and insurance coverages will meet the national requirements as listed on the reverse side of this application.

Leadership and personnel: Boy Scouts of America policy requires at least two adult leaders on all camping trips and tours. Coed Venturing crews must have both male and female leadership. The adult leader in charge of this group must be at least 21 years old.

Youth Protection Training:

- All registered adults participating in any nationally conducted event or activity must have completed the BSA Youth Protection Training.
- At least one registered adult who has completed BSA Youth Protection Training must be present at all other events and activities that require a tour permit.

Tour leader's name _____ Age _____ Phone _____

Address _____

I have in my possession a copy of *Guide to Safe Scouting*, No. 34416, and have read it. _____

Assistant tour leader's name _____ Age _____ Phone _____

Address _____

Signed by member of unit committee

Signatures must be from two different people.

Signed by tour leader

RETAIN IN COUNCIL SERVICE CENTER

**OFFICIAL LOCAL TOUR OR CAMP PERMIT
BOY SCOUTS OF AMERICA**

This permit should be in the possession of group leader at all times and displayed when requested by Scouting officials or other duly authorized persons.

Permit issued to _____ No. _____ Town _____

Name of tour leader _____ Age _____ Address _____

Name of tour leader _____ Age _____ Address _____

Permit covers all travel between _____ and _____

Dates of trip from _____, 20____, to _____, 20____

Total youth _____ Total adults _____

This group has given the local council every assurance that they will conduct themselves according to the best standards of Scouting and observe all rules of health, safety, and sanitation as prescribed by the Boy Scouts of America and as stated in the Pledge of Performance on the reverse side of this permit.

These spaces are for the signatures and comments of officials where the group camps or stays for one night or more. Signatures indicate that the cooperation and conduct of the Cub Scout, Boy Scout, Varsity Scout, or Venturing group were satisfactory in every way.

| Date | Place | Signature | Comment |
|------|-------|-----------|---------|
| | | | |
| | | | |
| | | | |

Local Permit No. _____

Date Issued _____

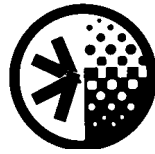
Council Stamp

Not official unless council stamp appears here.

Council name and address

Council phone no.

Signed for the council



TROOP RESOURCE SURVEY

Boy Scouting is for adults as well as boys. We invite you to share your skills and interests so the best possible program can be developed for the Boy Scouts in this troop. In making this survey, the committee wishes to find ways you can enjoy using your talents to help our Scouts. Your cooperation is greatly appreciated.

Welcome to the Scout family of Troop No. _____ in the _____ Council.

Please return this survey to _____

(Please print)

Name _____

Street address _____

City _____ State _____ Zip _____

Home phone _____ Mobile phone _____

Business phone _____ E-mail address _____

1. What is your favorite hobby? _____ Occupation _____

2. In what sports do you take an active part? _____

3. Would you be willing to assist the troop leaders and committee members occasionally? _____

4. Please check the areas in which you would be willing to help:

General Activities

- Campouts
- Hikes
- Outdoor activities
- Troop meetings
- Swimming supervision
- Bookkeeping
- Typing
- Drawing/art
- Transportation of Scouts
- Transportation of equipment
- Other _____
(please print)

Special Program Assistance

- I can participate in boards of review.
- I have a minivan or _____ truck.
- I have a workshop.
- I have family camping gear.
- I have access to camping property.
- I can make contacts for special trips and activities.
- I can help with troop equipment.
- Other _____
(please print)

5. Please check any Scouting skills you would be willing to teach:


- | | |
|--|--|
| <input type="checkbox"/> Ropework (knots and lashings) | <input type="checkbox"/> Conservation |
| <input type="checkbox"/> Outdoor cooking | <input type="checkbox"/> Aquatics |
| <input type="checkbox"/> First aid | <input type="checkbox"/> Knife and ax handling |
| <input type="checkbox"/> Star study | <input type="checkbox"/> Citizenship |
| <input type="checkbox"/> Map and compass use | <input type="checkbox"/> Camping |



Check the merit badges on the other side of this sheet that you are willing to help Boy Scouts earn.

MERIT BADGES

Check the merit badges that you can help Boy Scouts earn.



- American Business
- American Cultures
- American Heritage
- American Labor
- Animal Science
- Archaeology
- Archery
- Architecture
- Art
- Astronomy
- Athletics
- Auto Mechanics
- Aviation
- Backpacking
- Basketry
- Bird Study
- Bugling (See Music)
- Camping
- Canoeing
- Chemistry
- Cinematography
- Citizenship in the Community
- Citizenship in the Nation
- Citizenship in the World
- Climbing
- Coin Collecting
- Collections
- Communications
- Composite Materials
- Computers
- Cooking

- Crime Prevention
- Cycling
- Dentistry
- Disabilities Awareness
- Dog Care
- Drafting
- Electricity
- Electronics
- Emergency Preparedness
- Energy
- Engineering
- Entrepreneurship
- Environmental Science
- Family Life
- Farm Mechanics
- Fingerprinting
- Fire Safety
- First Aid
- Fish and Wildlife Management
- Fishing
- Fly-Fishing
- Forestry
- Gardening
- Genealogy
- Geology
- Golf
- Graphic Arts
- Hiking
- Home Repairs
- Horsemanship
- Indian Lore

- Insect Study
- Journalism
- Landscape Architecture
- Law
- Leatherwork
- Lifesaving
- Mammal Study
- Medicine
- Metalwork
- Model Design and Building
- Motorboating
- Music and Bugling
- Nature
- Nuclear Science
- Oceanography
- Orienteering
- Painting
- Personal Fitness
- Personal Management
- Pets
- Photography
- Pioneering
- Plant Science
- Plumbing
- Pottery
- Public Health
- Public Speaking
- Pulp and Paper
- Radio
- Railroad

- Reading
- Reptile and Amphibian Study
- Rifle Shooting
- Rowing
- Safety
- Salesmanship
- Scholarship
- Sculpture
- Shotgun Shooting
- Skating
- Small-Boat Sailing
- Snow Sports
- Soil and Water Conservation
- Space Exploration
- Sports
- Stamp Collecting
- Surveying
- Swimming
- Textile
- Theater
- Traffic Safety
- Truck Transportation
- Veterinary Medicine
- Waterskiing
- Weather
- Whitewater
- Wilderness Survival
- Wood Carving
- Woodwork

Other skills and activities I could assist in for the older-Scout program:

- Backpacking
- Basketball
- Bowling
- Business
- Cross-country skiing
- Cycling
- Downhill skiing
- Fishing
- Freestyle biking
- Golf
- Hockey
- Kayaking
- Mechanics
- Mountain man
- Orienteering
- Rafting
- Rappelling
- Sailing
- Scuba diving
- Shooting sports
- Slow-pitch softball
- Snow camping
- Soccer
- Spelunking
- Survival
- Swimming
- Tennis
- Video/photography
- Volleyball
- Whitewater canoeing
- Windsurfing





INDIVIDUAL SCOUT RECORD

PERSONAL DATA

Name _____
 Address _____
 City _____ State, zip code _____
 Phone _____ Date of birth _____
 Church or synagogue _____
 School _____

 Parent's name _____
 Business address _____
 City _____ State, zip code _____
 Business phone _____ Occupation _____

TROOP/TEAM

NO. _____

PATROL

MEMBERSHIP

Cub Scout—from _____ to _____ Rank _____
 Webelos Scout—from _____ to _____
 Pack No. _____ City _____ State _____
 Became Boy Scout (registered) _____ Date _____
 Transfer in _____ Date _____
 Transfer out _____ Date _____

Became Varsity Scout or Venturer _____ Date _____

ORDER OF THE ARROW

Election _____ Date _____
 Ordeal _____ Date _____
 Brotherhood _____ Date _____
 Vigil Honor _____ Date _____

ATTENDANCE AND DUES

T = PRESENT AT TROOP MEETING H = PRESENT ON TROOP HIKE 10¢, 15¢, 25¢, 50¢, \$1 = AMOUNT PAID ON DATE SHOWN
 S = PRESENT AT SERVICE PROJECT C = PRESENT AT OVERNIGHT CAMP ✓ = DUES PAID AHEAD OR BACK
 A = PRESENT AT TROOP, DISTRICT, OR COUNCIL ACTIVITY C³ = (Numeral indicates number of days and nights in camp)

| YEAR | ATTENDANCE | | | | DUES | | | |
|--------|------------|--|--|--|------|--|--|--|
| DATE → | | | | | | | | |
| JAN. | | | | | | | | |
| DATE → | | | | | | | | |
| FEB. | | | | | | | | |
| DATE → | | | | | | | | |
| MAR. | | | | | | | | |
| DATE → | | | | | | | | |
| APR. | | | | | | | | |
| DATE → | | | | | | | | |
| MAY | | | | | | | | |
| DATE → | | | | | | | | |
| JUNE | | | | | | | | |
| DATE → | | | | | | | | |
| JULY | | | | | | | | |
| DATE → | | | | | | | | |
| AUG. | | | | | | | | |
| DATE → | | | | | | | | |
| SEPT. | | | | | | | | |
| DATE → | | | | | | | | |
| OCT. | | | | | | | | |
| DATE → | | | | | | | | |
| NOV. | | | | | | | | |
| DATE → | | | | | | | | |
| DEC. | | | | | | | | |

| YEAR | ATTENDANCE | | | | DUES | | | |
|--------|------------|--|--|--|------|--|--|--|
| DATE → | | | | | | | | |
| JAN. | | | | | | | | |
| DATE → | | | | | | | | |
| FEB. | | | | | | | | |
| DATE → | | | | | | | | |
| MAR. | | | | | | | | |
| DATE → | | | | | | | | |
| APR. | | | | | | | | |
| DATE → | | | | | | | | |
| MAY | | | | | | | | |
| DATE → | | | | | | | | |
| JUNE | | | | | | | | |
| DATE → | | | | | | | | |
| JULY | | | | | | | | |
| DATE → | | | | | | | | |
| AUG. | | | | | | | | |
| DATE → | | | | | | | | |
| SEPT. | | | | | | | | |
| DATE → | | | | | | | | |
| OCT. | | | | | | | | |
| DATE → | | | | | | | | |
| NOV. | | | | | | | | |
| DATE → | | | | | | | | |
| DEC. | | | | | | | | |

| YEAR | ATTENDANCE | | | | DUES | | | |
|--------|------------|--|--|--|------|--|--|--|
| DATE → | | | | | | | | |
| JAN. | | | | | | | | |
| DATE → | | | | | | | | |
| FEB. | | | | | | | | |
| DATE → | | | | | | | | |
| MAR. | | | | | | | | |
| DATE → | | | | | | | | |
| APR. | | | | | | | | |
| DATE → | | | | | | | | |
| MAY | | | | | | | | |
| DATE → | | | | | | | | |
| JUNE | | | | | | | | |
| DATE → | | | | | | | | |
| JULY | | | | | | | | |
| DATE → | | | | | | | | |
| AUG. | | | | | | | | |
| DATE → | | | | | | | | |
| SEPT. | | | | | | | | |
| DATE → | | | | | | | | |
| OCT. | | | | | | | | |
| DATE → | | | | | | | | |
| NOV. | | | | | | | | |
| DATE → | | | | | | | | |
| DEC. | | | | | | | | |

Scout's last name

TROOP POSITIONS OF RESPONSIBILITY

| | From (Date) | To (Date) |
|--------------------------------------|-------------|-----------|
| Den chief | _____ | _____ |
| Librarian | _____ | _____ |
| Quartermaster | _____ | _____ |
| Scribe | _____ | _____ |
| Historian | _____ | _____ |
| Instructor | _____ | _____ |
| Varsity program manager | _____ | _____ |
| Chaplain aide | _____ | _____ |
| Varsity team captain | _____ | _____ |
| Varsity team co-captain | _____ | _____ |
| Varsity team secretary | _____ | _____ |
| Patrol leader | _____ | _____ |
| Squad leader | _____ | _____ |
| Assistant senior patrol leader | _____ | _____ |
| Senior patrol leader | _____ | _____ |
| Troop guide | _____ | _____ |
| Junior assistant Scoutmaster | _____ | _____ |

Note: Each of the positions of responsibility listed above can help fulfill requirements for the Eagle Scout Award.

MERIT BADGE LIST

- | | | |
|--|---|---|
| 1. Camping | 38. Cooking | 83. Photography |
| 2. Citizenship in the Community | 131. Crime Prevention | 84. Pioneering |
| 3. Citizenship in the Nation | 40. Dentistry | 85. Plant Science |
| 4. Citizenship in the World | 60. Disabilities Awareness | 86. Plumbing |
| 5. Communications | 41. Dog Care | 87. Pottery |
| 39. Cycling | 42. Drafting | 89. Public Health |
| 6. Emergency Preparedness | 43. Electricity | 90. Public Speaking |
| 7. Environmental Science | 44. Electronics | 91. Pulp and Paper |
| 129. Family Life | 45. Energy | 93. Radio |
| 8. First Aid | 46. Engineering | 94. Railroading |
| 61. Hiking | 134. Entrepreneurship | 95. Reading |
| 9. Lifesaving | 48. Farm Mechanics | 96. Reptile and Amphibian Study |
| 10. Personal Fitness | 49. Fingerprinting | 123. Rifle Shooting |
| 11. Personal Management | 50. Fire Safety | 98. Rowing |
| 14. Swimming | 51. Fish and Wildlife Management | 12. Safety |
| 15. American Business | 52. Fishing | 99. Salesmanship |
| 17. American Cultures | 136. Fly-Fishing | 100. Scholarship |
| 16. American Heritage | 54. Forestry | 101. Sculpture |
| 121. American Labor | 55. Gardening | 124. Shotgun Shooting |
| 18. Animal Science | 56. Genealogy | 103. Skating |
| 132. Archaeology | 58. Geology | 105. Small-Boat Sailing |
| 19. Archery | 59. Golf | 135. Snow Sports |
| 20. Architecture | 122. Graphic Arts | 106. Soil and Water Conservation |
| 21. Art | 62. Home Repairs | 107. Space Exploration |
| 22. Astronomy | 63. Horsemanship | 13. Sports |
| 23. Athletics | 64. Indian Lore | 108. Stamp Collecting |
| 127. Auto Mechanics | 65. Insect Study | 109. Surveying |
| 25. Aviation | 66. Journalism | 110. Textile |
| 26. Backpacking | 67. Landscape Architecture | 111. Theater |
| 27. Basketry | 68. Law | 112. Traffic Safety |
| 29. Bird Study | 69. Leatherwork | 113. Truck Transportation |
| 32. Bugling | 71. Mammal Study | 114. Veterinary Medicine |
| 33. Canoeing | 130. Medicine | 115. Waterskiing |
| 34. Chemistry | 74. Metalwork | 116. Weather |
| 126. Cinematography | 75. Model Design and Building | 125. Whitewater |
| 133. Climbing | 76. Motorboating | 117. Wilderness Survival |
| 35. Coin Collecting | 77. Music | 118. Wood Carving |
| 137. Composite Materials | 78. Nature | 119. Woodwork |
| 128. Collections | 24. Nuclear Science | |
| 36. Computers | 79. Oceanography | |
| | 80. Orienteering | |
| | 81. Painting | |
| | 82. Pets | |

Merit badges on required list for Eagle are in boldface.

ADVANCEMENT REQUIREMENTS

Enter date earned for each merit badge, rank, and individual requirement. Indicate specific skills and merit badges earned for each rank.

BOY SCOUT

- | | |
|---------------------------|------------|
| 1. Joining requirements | Date _____ |
| 2. Scoutmaster conference | _____ |

TENDERFOOT RANK

- | | |
|------------------------------|------------|
| 1. Preparing to camp | Date _____ |
| 2. Overnight camp | _____ |
| 3. Preparing a meal | _____ |
| 4a. Whipping and fusing rope | _____ |
| 4b. Tying hitches | _____ |
| 5. Safe hiking rules | _____ |
| 6. Care of the flag | _____ |
| 7. Scouting principles | _____ |
| 8. Patrol knowledge | _____ |
| 9. Buddy system | _____ |
| 10a. Physical test | _____ |
| 10b. Physical improvement | _____ |
| 11. Poisonous plants | _____ |
| 12a. Heimlich maneuver | _____ |
| 12b. First aid | _____ |
| 13. Scout spirit | _____ |
| 14. Scoutmaster conference | _____ |
| 15. Board of review | _____ |

SECOND CLASS RANK

- | | |
|-------------------------------|------------|
| 1a. Map and compass use | Date _____ |
| 1b. Map and compass hike | _____ |
| 2a. Troop/patrol activities | _____ |
| 2b. Tent pitching | _____ |
| 2c. Wood tools | _____ |
| 2d. Cooking fire | _____ |
| 2e. Lightweight stoves | _____ |
| 2f. Lighting a fire and stove | _____ |
| 2g. Preparing a meal | _____ |
| 3. Care of the flag | _____ |
| 4. Service project | _____ |
| 5. Animal identification | _____ |
| 6a. "Hurry" cases | _____ |
| 6b. First-aid kit | _____ |
| 6c. First aid | _____ |
| 7a. Safe swimming | _____ |
| 7b. Swimming skills | _____ |
| 7c. Water rescue methods | _____ |
| 8. Health programs | _____ |
| 9. Scout spirit | _____ |
| 10. Scoutmaster conference | _____ |
| 11. Board of review | _____ |

FIRST CLASS RANK

- | | |
|---------------------------------|------------|
| 1. Finding your way | Date _____ |
| 2. Orienteering | _____ |
| 3. Troop/patrol activities | _____ |
| 4a. Planning a menu | _____ |
| 4b. Purchasing food | _____ |
| 4c. Cooking gear | _____ |
| 4d. Safe handling of food | _____ |
| 4e. Camp cooking | _____ |
| 5. Citizenship | _____ |
| 6. Plant identification | _____ |
| 7a. Appropriate use of lashings | _____ |
| 7b. Hitches and lashings | _____ |
| 7c. Camp gadget | _____ |
| 8a. Bowline knot | _____ |
| 8b. Bandages | _____ |
| 8c. Transporting a victim | _____ |
| 8d. CPR | _____ |

- | | |
|----------------------------|-------|
| 9a. Safe trip afloat | _____ |
| 9b. BSA swimmer test | _____ |
| 9c. Line rescue | _____ |
| 10. Scout spirit | _____ |
| 11. Inviting a friend | _____ |
| 12. Scoutmaster conference | _____ |
| 13. Board of review | _____ |

STAR RANK

- | | |
|---------------------------|------------|
| 1. Participation | Date _____ |
| 2. Scout spirit | _____ |
| 3. _____ merit badge* | _____ |
| _____ merit badge* | _____ |
| _____ merit badge* | _____ |
| _____ merit badge | _____ |
| 4. Service projects | _____ |
| 5. Leadership | _____ |
| 6. Scoutmaster conference | _____ |
| 7. Board of review | _____ |

*Total of 6 merit badges, including any 4 from required list for Eagle.

LIFE RANK

- | | |
|---------------------------|------------|
| 1. Participation | Date _____ |
| 2. Scout spirit | _____ |
| _____ merit badge* | _____ |
| _____ merit badge* | _____ |
| _____ merit badge* | _____ |
| _____ merit badge | _____ |
| _____ merit badge | _____ |
| 4. Service projects | _____ |
| 5. Leadership | _____ |
| 6. Scoutmaster conference | _____ |
| 7. Board of review | _____ |

*Total of 11 merit badges, including any 3 more from required list for Eagle.

EAGLE SCOUT AWARD

- | | |
|---------------------------|------------|
| 1. Participation | Date _____ |
| 2. Scout spirit | _____ |
| 3. _____ merit badge* | _____ |
| _____ merit badge* | _____ |
| _____ merit badge* | _____ |
| _____ merit badge* | _____ |
| _____ merit badge | _____ |
| _____ merit badge | _____ |
| _____ merit badge | _____ |
| 4. Leadership | _____ |
| 5. Service project leader | _____ |
| 6. Scoutmaster conference | _____ |
| 7. Board of review | _____ |

*Total of 21 merit badges, including 12 (at least one in each category) from the required list for Eagle. See *Boy Scout Requirements* for categories.

BRONZE PALM

Date _____

GOLD PALM

Date _____

SILVER PALM

Date _____

FIRST CLASS—FIRST YEAR TRACKING SHEET

Date _____

Name _____ Date joined _____ Class goal _____ (Date)

| Category | Goal Attainment* | | | Requirements | | Date Scheduled | Date Completed |
|----------|------------------|-----|-----|--------------|--------|----------------|----------------|
| | Trp | Out | Own | Rank | Number | | |
| Outdoor | | X | | T | 1 | _____ | _____ |
| | | | X | T | 2 | _____ | _____ |
| | | | X | T | 3 | _____ | _____ |
| | | X | X | T | 4a | _____ | _____ |
| | | X | X | T | 4b | _____ | _____ |
| | | X | X | T | 5 | _____ | _____ |
| | | X | X | T | 11 | _____ | _____ |
| | | | X | S | 1a | _____ | _____ |
| | | | X | S | 1b | _____ | _____ |
| | | | X | S | 2a | _____ | _____ |
| | | | X | S | 2b | _____ | _____ |
| | | | X | S | 2c | _____ | _____ |
| | | | X | S | 2d | _____ | _____ |
| | | X | X | S | 2e | _____ | _____ |
| | | | X | S | 2f | _____ | _____ |
| | | | X | S | 2g | _____ | _____ |
| | | X | X | S | 5 | _____ | _____ |
| | | X | X | F | 1 | _____ | _____ |
| | | | X | F | 2 | _____ | _____ |
| | | | X | F | 3 | _____ | _____ |
| | | X | X | F | 4a | _____ | _____ |
| | | X | X | F | 4b | _____ | _____ |
| | | X | X | F | 4c | _____ | _____ |
| | | X | X | F | 4d | _____ | _____ |
| | | | X | F | 4e | _____ | _____ |
| | | X | X | F | 6 | _____ | _____ |
| | | X | X | F | 7a | _____ | _____ |
| | | X | X | F | 7b | _____ | _____ |
| | | X | X | F | 7c | _____ | _____ |
| | Physical fitness | | X | X | T | 10a | _____ |
| | | X | X | T | 10b | _____ | _____ |
| | | X | X | S | 7a | _____ | _____ |
| | | X | X | S | 7b | _____ | _____ |
| | | X | X | S | 7c | _____ | _____ |
| | | X | X | S | 8 | _____ | _____ |
| | | X | X | F | 9a | _____ | _____ |
| | | X | X | F | 9b | _____ | _____ |
| | | X | X | F | 9c | _____ | _____ |
| | | X | X | | | _____ | _____ |

*Goal attainment—locations where Scout may work on his rank requirements:
 Trp—Troop meetings
 Out—Outings
 Own—On his own

| Category | Goal Attainment* | | | Requirements | | Date Scheduled | Date Completed |
|----------------------------|------------------|-----|-----|---|--------|----------------|----------------|
| | Trp | Out | Own | Rank | Number | | |
| Citizenship | x | x | | T | 6 | _____ | _____ |
| | x | x | | T | 12a | _____ | _____ |
| | x | x | | T | 12b | _____ | _____ |
| | x | x | x | S | 3 | _____ | _____ |
| | x | x | x | S | 4 | _____ | _____ |
| | x | x | | S | 6a | _____ | _____ |
| | x | x | | S | 6b | _____ | _____ |
| | x | x | | S | 6c | _____ | _____ |
| | x | x | x | F | 5 | _____ | _____ |
| | x | x | | F | 8a | _____ | _____ |
| | x | x | | F | 8b | _____ | _____ |
| | x | x | | F | 8c | _____ | _____ |
| | x | x | | F | 8d | _____ | _____ |
| Patrol/troop participation | x | | | T | 8 | _____ | _____ |
| | x | | | S | 9 | _____ | _____ |
| | x | | | F | 10 | _____ | _____ |
| Personal development | x | x | | T | 7 | _____ | _____ |
| | x | | x | T | 9 | _____ | _____ |
| | | | x | T | 13 | _____ | _____ |
| | | | x | S | 10 | _____ | _____ |
| | | | x | F | 11 | _____ | _____ |
| Completed | | | | Tenderfoot Second Class First Class | _____ | _____ | |

*Goal attainment—locations where Scout may work on his rank requirements:
 Trp— Troop meetings
 Out— Outings
 Own— On his own

PERSONAL HEALTH AND MEDICAL RECORD FORM—Class 3

I. IDENTIFICATION

Age _____ Sex _____

Date of Birth*

Name _____
Last name First name Initial Mo. Day Year

Address _____

City & State _____ Zip _____

Health/Accident insurance _____ Policy no. _____

IN AN EMERGENCY NOTIFY:



Name _____ Relationship _____

Address _____ Home phone _____

City & State _____ Business phone _____

Personal Physician _____ Phone _____

III. PARENTAL STATEMENT

Has it ever been necessary to restrict applicant's activities for medical reasons? No Yes Does applicant take medicine regularly or have special care? No Yes If yes, explain.

To the best of my knowledge, the information in sections I, II, III, IV, and VI is accurate and complete. I request a licensed health-care practitioner to examine applicant, to give needed immunization, and to furnish requested information to other agencies as needed. I give my permission for full participation in BSA programs, subject to limitations noted herein. In the event of illness or accident in the course of such activity, I request that measures be instituted without delay as judgment of medical personnel dictates.

Parent or guardian _____
(Must sign if applicant is 18 or younger)

Applicant's signature _____

Date signed _____

Updated _____ Signed _____ Parent or guardian

Updated _____ Signed _____ Parent or guardian

IV. IMMUNIZATIONS

If disease, put "D" and year.

Tetanus _____ Last year given _____
Diphtheria _____
Pertussis _____
Measles _____
Mumps _____
Rubella _____
Polio _____
Chicken Pox _____

Religious preference _____

BOY SCOUTS OF AMERICA

All Class 3 activities require a health examination within the past 12 months by a licensed health-care practitioner.* This includes youth and adult members participating in high-adventure activities, athletic competition, and world jamborees. Annually, this form is to be used by adults 40 years of age or older for all activities requiring a physical examination and applies to *all* Wood Badge participants/staff regardless of age.

II. EMERGENCY MEDICAL INFORMATION

Has or is subject to (check and give details):

- Allergy to a medicine, food†, plant, animal, or insect toxin
- Any condition that may require special care, medication, or diet
- ADHD (Attention Deficit Hyperactive Disorder)
- Asthma Convulsions Heart trouble Contact lenses
- Diabetes† Fainting spells Bleeding disorders Dentures



EXPLAIN _____

V. LICENSED HEALTH-CARE PRACTITIONER'S EVALUATION AND ADVICE

Approved for participation in:

- Hiking and camping Water activities
- Competitive sports All activities

Specify exceptions _____

Recommendations (explain any restrictions OR limitations): _____

Signed _____ Date _____

*Licensed health-care practitioner

*Examinations conducted by licensed health-care practitioners other than physicians will be recognized for BSA purposes in those states where such practitioners may perform physical examinations within their legally prescribed scope of practice.

PLEASE TYPE OR PRINT.

NAME _____
UNIT _____
NOTE: Keep original form for your personal record. Make reproductions for agency use. Be sure information and signatures are legible on reproduced copies. This upper section may be reproduced and carried with you for emergency identification and care.

VI. MEDICAL HISTORY

Parent (or applicant if 18 or older): Fill in sections I, II, III, IV, and VI before seeing a licensed health-care practitioner. Check immunizations to be given at this time. Be sure to include any emergency information and restrictions or special care that should be observed. Especially be sure to record any injuries, illnesses, surgery, or significant changes in condition of health of applicant since last complete examination.

- Date of most recent complete physical examination (month and year) _____ 20____
- Are you aware of any current health problems? No Yes
- Now under medical care or taking medicines? No Yes
- Has there been any surgery, injury, illness, allergy, or change in health status since last complete physical examination? No Yes

Give dates and full details below for any "yes" answers.

IS THERE DISEASE OF (OR PAST OR PRESENT HISTORY OF):

| | No | Yes | Year | Details/Medicines |
|---------------------|--------------------------|--------------------------|-------|-------------------|
| Serious illness | <input type="checkbox"/> | <input type="checkbox"/> | _____ | _____ |
| Serious injury | <input type="checkbox"/> | <input type="checkbox"/> | _____ | _____ |
| Deformity | <input type="checkbox"/> | <input type="checkbox"/> | _____ | _____ |
| Surgery | <input type="checkbox"/> | <input type="checkbox"/> | _____ | _____ |
| Skin, glands | <input type="checkbox"/> | <input type="checkbox"/> | _____ | _____ |
| Ears, eyes | <input type="checkbox"/> | <input type="checkbox"/> | _____ | _____ |
| Nose, sinus | <input type="checkbox"/> | <input type="checkbox"/> | _____ | _____ |
| Teeth, tonsils | <input type="checkbox"/> | <input type="checkbox"/> | _____ | _____ |
| Dentures | <input type="checkbox"/> | <input type="checkbox"/> | _____ | _____ |
| Bridge | <input type="checkbox"/> | <input type="checkbox"/> | _____ | _____ |
| Chest, lungs | <input type="checkbox"/> | <input type="checkbox"/> | _____ | _____ |
| Heart | <input type="checkbox"/> | <input type="checkbox"/> | _____ | _____ |
| Murmur | <input type="checkbox"/> | <input type="checkbox"/> | _____ | _____ |
| Rheumatic fever | <input type="checkbox"/> | <input type="checkbox"/> | _____ | _____ |
| Stomach, bowels | <input type="checkbox"/> | <input type="checkbox"/> | _____ | _____ |
| Appendicitis | <input type="checkbox"/> | <input type="checkbox"/> | _____ | _____ |
| Kidneys or urine | <input type="checkbox"/> | <input type="checkbox"/> | _____ | _____ |
| Albumin | <input type="checkbox"/> | <input type="checkbox"/> | _____ | _____ |
| Sugar | <input type="checkbox"/> | <input type="checkbox"/> | _____ | _____ |
| Infection | <input type="checkbox"/> | <input type="checkbox"/> | _____ | _____ |
| Bed-wetting | <input type="checkbox"/> | <input type="checkbox"/> | _____ | _____ |
| Menstrual problems | <input type="checkbox"/> | <input type="checkbox"/> | _____ | _____ |
| Hernia (rupture) | <input type="checkbox"/> | <input type="checkbox"/> | _____ | _____ |
| Back, limbs, joints | <input type="checkbox"/> | <input type="checkbox"/> | _____ | _____ |
| Sleepwalking | <input type="checkbox"/> | <input type="checkbox"/> | _____ | _____ |
| Nervous condition | <input type="checkbox"/> | <input type="checkbox"/> | _____ | _____ |
| Other (explain) | <input type="checkbox"/> | <input type="checkbox"/> | _____ | _____ |

Please list ALL medications taken in the 30 days prior to arrival at the Scouting activity where this form is to be used:

VII. HEALTH EXAMINATION

Licensed Health-Care Practitioner:

The applicant will be participating in a strenuous activity that will include one or more of the following conditions: athletic competition, adventure challenge or wilderness expedition (afloat or aloft) that may include high altitude, extreme weather conditions, cold water, exposure, fatigue, and/or remote conditions where readily available medical care cannot be assured.

- Please insist applicant furnish complete medical history (VI) before exam.
- Review immunizations; for youth (18 or younger) tetanus and diphtheria toxoids, measles, mumps, and rubella vaccines, and trivalent oral polio vaccine are required; youths and adults must have had tetanus booster within 10 years. A measles booster is recommended at age 12.
- After completing section VII, summarize any restrictions and/or recommendations in sections II and V, above, and sign.

VISION: _____ HEARING: _____
Date _____ Normal _____ Normal _____
Ht. _____ Wt. _____ Glasses _____ Abnormal _____
B.P. _____ / _____ Pulse _____ Contacts _____

Check box if normal; circle if abnormal and give details below:

- Growth, development Teeth, tonsils Genitourinary
- Skin, glands, hair Respiratory Skeletomuscular
- Head, neck, thyroid Cardiovascular Neuropsychiatric
- Eyes, ears, nose Abdomen, hernia, rings Other (specify)

COMMENTS _____

FOR THOSE ATTENDING PHILMONT OR NATIONAL HIGH-ADVENTURE BASES:

* The minimum age for all participants is 13 by January 1 of the year of participation, or have completed the seventh grade. No exceptions.

† Trail food is by necessity a high-carbohydrate, high-calorie diet. It is high in wheat, milk products, sugar, corn syrup, and artificial coloring/flavoring. Dinner meals contain meat. If these food products cause a problem in your diet, you need to bring appropriate substitutions with you and so advise base personnel.

Note: Licensed health-care practitioners representing high-adventure bases reserve the right to deny access to the trails or other program activity on the basis of a medical evaluation performed at the base after arrival.

REVIEW FOR CAMP OR SPECIAL ACTIVITY

| DATE | AGENCY AND ACTIVITY | BY | "OK" | PHYSICIAN RECHECK NEEDED | RESULTS OF RECHECK | INITIAL |
|------|---------------------|----|------|--------------------------------|--------------------|---------|
| | | | | | | |
| | | | | | | |

INTERVAL RECORD

(CAMP, CAMPOREE, TOURNAMENT, TRAVEL, ETC.)

| DATE, TIME, PLACE, ETC. | FINDINGS, DIAGNOSES, TREATMENT, INSTRUCTIONS, DISPOSITION, ETC. | BY: |
|-------------------------|---|-----|
| | | |



LEADERSHIP TRANSFER NOTICE

Mail this form directly to the individual's new council or if this is not known, mail the form to Registration Service, S218, Boy Scouts of America, 1325 West Walnut Hill Lane, P.O. Box 152079, Irving, TX 75015-2079.

| | |
|--------|-------------|
| Region | Council No. |
|--------|-------------|

CHECK

This individual, registered in this council, has rendered valuable service and is now moving to your area. I would recommend a contact by a Scouter in your council to provide the opportunity to continue Scouting.

OR

This individual, applying for registration, has indicated previous registration in your council. Please complete this form and return it to the address at the bottom of this page.

Name _____

New address _____

Former address _____

Occupation _____

Present Scouting position _____ Expire date _____

Highest youth rank achieved _____

Circle individual's strength(s).

Boy leadership, supervisory leadership, district commissioner, unit commissioner, administrative positions, training, finance, Cub Scouting, Boy Scouting, Varsity Scouting, Venturing, camping, special events, unit organization, other (specify) _____

ADULT REGISTRATION RECORD

| Position | Unit | Local Council | From | To |
|----------|------|---------------|------|----|
| | | | | |
| | | | | |
| | | | | |

TRAINING COURSES COMPLETED AND SPECIAL AWARDS RECEIVED

| Name of Training Course or Special Award | Date |
|--|------|
| | |
| | |
| | |
| | |

Date _____ Signed _____
Scout Executive

New Council Name _____

Address _____ Zip Code _____

SEE OTHER SIDE FOR TRANSFER FORM (YOUTH MEMBER)

TRANSFER FORM

(YOUTH MEMBER)

PROCEDURE FOR TRANSFER



1. Unit leader issues transfer form to each member transferring to another unit in the same or another council.
2. Unit leader approves transfer form and includes complete Scouting record.
3. Member presents transfer form to unit leader of unit being joined.
4. Leader of the new unit registers member on proper application.

INFORMATION FROM UNIT THAT MEMBER IS LEAVING

Please transfer _____

from _____ No. _____ of _____
Pack, Troop, Team, Crew, Ship City and State

This member is registered in this unit until _____ *Boys' Life* subscription expires _____
Expire date

Reason for transferring _____

REGISTRATION RECORD

| Type of unit | Number | City and State | From | To |
|--------------|--------|----------------|------|----|
| | | | | |
| | | | | |

SCOUTING HISTORY

| Cub Scout Record | Varsity Scout Record | Activity Badges and Merit Badges (Give award and date.) | Offices Held and other Honors Secured, Including Order of the Arrow |
|--------------------------------|----------------------|---|---|
| Bobcat _____ | Letter _____ | _____ | _____ |
| Tiger Cub _____ | | | |
| Wolf _____ | Venturing Record | _____ | _____ |
| Bear _____ | Bronze _____ | _____ | _____ |
| Webeles _____ | Gold _____ | _____ | _____ |
| Arrow of Light _____ | Silver _____ | _____ | _____ |
| Boy Scout/Varsity Scout Record | Ranger _____ | _____ | _____ |
| | Sea Scout Ranks | | |
| Boy Scout _____ | Apprentice _____ | _____ | _____ |
| Tenderfoot _____ | Ordinary _____ | _____ | _____ |
| Second Class _____ | Able _____ | _____ | _____ |
| First Class _____ | Quartermaster _____ | _____ | _____ |
| Star _____ | Camping History | | |
| Life _____ | Number of days _____ | _____ | _____ |
| Eagle _____ | Long-term _____ | _____ | _____ |
| Palms _____ | Short-term _____ | _____ | _____ |

I hereby certify to the correctness of the above record. _____
Unit leader Date

SEE OTHER SIDE FOR LEADERSHIP TRANSFER NOTICE

THE 50-MILER PROGRAM



The primary objective of this program is to stimulate Boy Scout, Varsity Scout, and Venturer interest in the ideals of the movement and to promote activity that will result in personal fitness, self-reliance, knowledge of wood lore, and a practical understanding of conservation.

Chartered unit participation is most desirable; however, provisional groups are eligible. This award does not apply if any other award is available for a trip.

The Boy Scout, Varsity Scout, or Venturing unit or provisional group must follow these rules for a 50-Miler trip:

- Select a suitable trail or waterway.
- Adult leaders 21 or older must make the entire trip.
- If the trip is 500 miles or more from homes of group members (local council camp excepted) or crosses national boundaries and into the territory of other nations, a National Tour Permit Application, No. 4419B, is necessary. For trips and overnight camps less than 500 miles, use a Local Tour Permit Application, No. 34426B.

Award Requirements

The 50-Miler Award is presented to each qualifying individual for satisfactory participation in an approved trip. In order to qualify for the award, the group of which the individual is a member must fulfill all of the following requirements:

1. Make complete and satisfactory plans for the trip, including the possibilities of advancement.
2. Cover the trail or canoe or boat route of not less than 50 consecutive miles; take a minimum of five consecutive days to complete the trip without the aid of motors. (In some areas pack animals may be used.)
3. During the time on the trail or waterway, complete a minimum of 10 hours each of group work on projects to improve the trail, springs, campsite, portage, or area. If, after checking with recognized authorities, it is not possible to complete 10 hours each of group work on the trail, a similar project may be done in the unit's home area. (There should be no unauthorized cutting of brush or timber.)
4. Unit or tour leader must then file the 50-Miler Award application with the local council service center.

Detach and send the report below to your local council service center.

50-MILER AWARD APPLICATION

(Note: This award does not apply if any other award is available for this trip.)

To: Local Council Only (Do not send to national office.)

Unit No. _____ Tour Permit No. _____
 Provision group _____ (check)
 District _____
 Local Council Action
 Approved _____ Disapproved _____

1. Name of trail or waterway _____
Give state and nearest town.
 From _____ to _____ (minimum of five consecutive days required)
Date Date
2. Trip was (check appropriate terms) by boat by canoe on foot by bicycle by horseback
3. Trail or waterway covered: from _____ to _____
Starting point Finishing point
 Total mileage _____ (must be at least 50 continuous miles)
4. This group completed 10 hours of trail work, as follows. (Give details as to type of Good Turn, such as clearing trail, repairing bridges, cleaning up campsites and springs, leaving wood supply, etc.) _____

5. Total Boy Scouts, Varsity Scouts, Venturers, and leaders eligible for the 50-Miler Award _____
6. Enter our order for _____ decals, No. 33490 _____ embroidered awards, No. 00191 _____ leather awards, No. 00241 _____ Staff Shield, No. 14131
(Contact your local council service center for current prices.)

Approved _____
Unit or tour leader

(NOTE: Embroidered and leather awards are not worn on uniforms but may be attached to tents, packs, or blankets. Decals may be used on canoes, paddles, or plaques.)

THE HISTORIC TRAILS PROGRAM



Love of America and devotion to our country depend upon a thorough appreciation of the ideals, principles, and traditions that have made our country strong. Historic Trails Award requirements emphasize coop-

eration between historic societies and Boy Scout, Varsity Scout, and Venturing units. A unit should establish a close relationship with a local society as soon as possible when planning a historic activity—most communities have such societies.

Reports from many units indicate that these societies have been eager to offer their cooperation by

- Suggesting trails or sites that are suitable for unit historic activities and exploration
- Providing units with historic information about the trails or sites
- Offering guidance to units during restoration and marking projects
- Financing the cost of materials used by units for restoration and marking projects
- Staging historic pageants and ceremonies with unit participation
- Directing public attention to unit historic activities through newspapers, television, and radio

If the trip is 500 miles or more from homes of group members (local council camp excepted) or crosses national boundaries and into the territory of other nations, a National Tour Permit Application, No. 4419B, is necessary. For trips and overnight camps less than 500 miles, use a Local Tour Permit Application, No. 34426B.

Award Requirements

To earn the award, members of your unit must plan and participate in a historic activity. A unit historic activity requires members to

1. Locate a historic trail or site and study information relating to it. (The information may be obtained from an adult historic society, public library, or people living near the trail or site.)
2. Hike or camp two days and one night along the trail or in the vicinity of the site.
3. Cooperate with an adult group such as a historic society to restore and mark all or part of this trail or site. (This may be done during the hike or overnight camp.) Or cooperate with such a group to plan and stage a historic pageant, ceremony, or other public event related to this trail or site—such an event should be large enough to merit coverage by the local press.

Your unit leader must then file the Historic Trails Award application with your local council service center.

Detach and send the report below to your local council service center.

HISTORIC TRAILS AWARD APPLICATION

(Note: Only chartered units may apply for this award. This award does not apply if any other award is available for this trip.)

To: Local Council Only (Do not send to national office.)

Unit No. _____ Tour Permit No. _____
 District _____

Local Council Action

 Approved _____ Disapproved _____

1. Name of historic trail or site covered _____
Give state and nearest town.

From _____ to _____ (two days and one night required)
Date Date

2. Type of historic observance, pageant, dedication, etc., in which unit participated _____
 _____ **OR** type of historic project carried out (such as erecting marker, plaque, sign, etc.) _____
(Note: Unit must have done either activity above.)

3. Name of local historic society or association with which the unit cooperated in this event _____

4. Total number of Boy Scouts, Varsity Scouts, Venturers, and leaders eligible for the Historic Trails Award _____

5. Enter our order for _____ embroidered awards, No. 00188 _____ leather awards, No. 00244 (Contact your local council service center for current prices.)

(NOTE: Embroidered and leather awards are not worn on uniforms but may be attached to tents, packs, blankets.)

34408A 2003 Boy Scouts of America

Approved _____
Unit or tour leader

_____ Address Phone _____

BOY SCOUTS OF AMERICA

**NATIONAL PRESIDENT'S
SCOUTMASTER AWARD OF MERIT**

Background

Shortly after the National Eagle Scout Association was established in 1972, it began to make available a NESA Scoutmaster Award. The award was presented to one Scoutmaster per BSA area each year. These Scoutmasters' records demonstrated proper use of Boy Scout advancement, and a significant number of their Boy Scouts attained the Eagle Scout rank. This award was discontinued on December 31, 1987.

The president of the Boy Scouts of America requested that NESA convert its award into a Scoutmaster Award of Merit that could be earned by all Scoutmasters. His rationale was that there is a need for recognizing Scoutmasters relatively early in their work in that position, before they qualify for the Scouter's Key.

Requirements

The nominee need not be an Eagle Scout but must:

1. Be a currently registered Scoutmaster who has served in that position for at least 18 months.
2. Have achieved the Quality Unit Award at least once during the period of service.
3. Have completed Boy Scout Leader Fast Start Orientation, New Leader Essentials, Scoutmaster and Assistant Scoutmaster Leader Specific Training, and Introduction to Outdoor Leader Skills.
4. Have a record of proper use of the Boy Scout advancement program, resulting in a majority of Boy Scouts in the troop attaining the First Class rank.
5. Have a record of
 - Development of youth leadership through the patrol method
 - Positive relations with the troop's chartered organization
 - An extensive outdoor program including strong summer camp attendance
 - A positive image of Scouting in the community
 - A troop operation that attracts and retains Boy Scouts

Procedure

The chair of the troop committee has the responsibility of nominating the Scoutmaster on behalf of the patrol leaders' council and the troop committee.

The nomination is certified by the unit commissioner and forwarded to the local council service center.

The nomination should be approved by the Scout executive and either the council NESA chair or the council commissioner.

The Scout executive will forward the nomination to the director of the National Eagle Scout Association at the national office.

Award

A full-color certificate will be provided by NESA free of charge. A cost of \$1.50 per certificate will be charged for a certificate with the recipient's name laser-printed. Payment should accompany the order.

The National Eagle Scout Association will send the certificates to the Scout executive via pouch mail. Please allow two to four weeks for turnaround time.

A full-color, 6-inch jacket patch, No. 00147, is available through the Supply Division.

A square knot (white on tan) for the uniform, No. 05001, is available through the Supply Division.

Presentations

The award may be presented at an appropriate chartered organization or unit function with acknowledgment at a district or council event or at a district or council recognition event.

Note: Nominees may earn the Scoutmaster Award of Merit one time only.

SCOUTMASTER AWARD OF MERIT NOMINATION

Submit to your local council service center.

Nominee's name as it is to appear on certificate _____

Address _____

City _____ State _____ Zip _____

Inclusive dates of service as Scoutmaster (include month and year) _____

The nominee is a currently registered Scoutmaster with troop No. _____,
with a commission that expires on _____, 20 _____.

Date(s) troop received Quality Unit Award _____

Date nominee completed Boy Scout Leader Fast Start Orientation _____

Date nominee completed New Leader Essentials _____

Date nominee completed Scoutmaster and Assistant Scoutmaster Leader Specific Training _____

Date nominee completed Introduction to Outdoor Leader Skills _____

Attach the following:

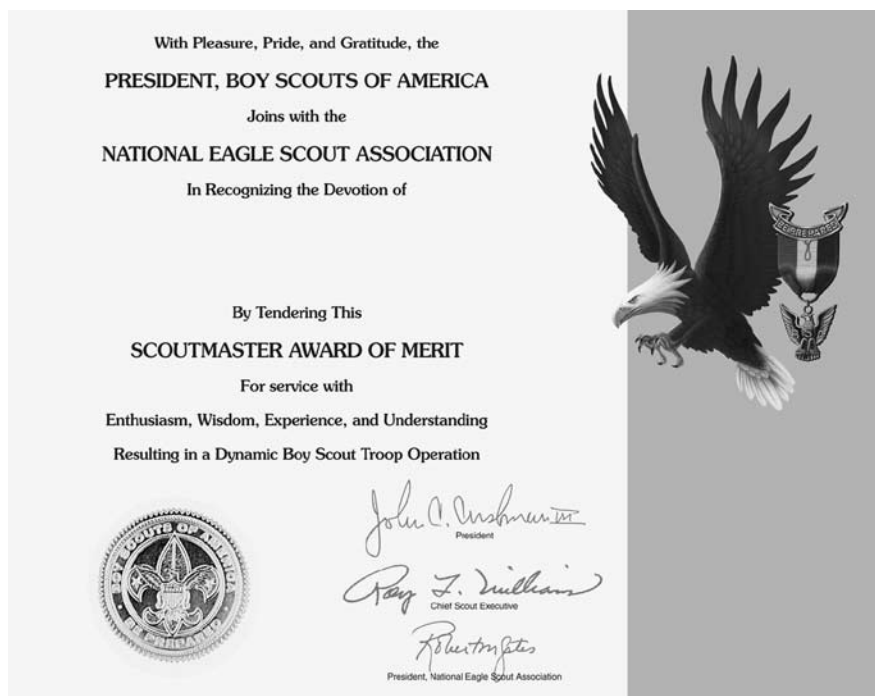
- A list of Boy Scouts who became First Class Scouts during the nominee's tenure as a Scoutmaster
- A statement by the senior patrol leader on behalf of the patrol leaders' council and the troop committee chair attesting to the nominee's performance as Scoutmaster. (This statement is certified by the senior patrol leader and troop committee chair.)

Nominated by _____
Troop committee chair

Certified by _____
Unit/district commissioner

Date _____

Approved by _____ and _____
Scout executive Council NESA chair or council commissioner



INSIGNIA PURCHASE ORDER

| | | | | | |
|----------------|------|-------|---------|----------------------------|--|
| SHIP TO | Name | | Address | | |
| | City | State | Zip | For presentation on (date) | |

Reverse carbons before completing this side.

| Quantity | Number | Badge | Price Each* | Total Amount | Quantity | Number | Badge | Price Each* | Total Amount |
|-------------------|--------|------------------------------------|--------------|--------------|--------------------------------|--------|----------------------------|-------------------------------------|-----------------|
| CUB SCOUT | | | | | BOY SCOUT/VARSITY SCOUT | | | | |
| | 41 | Bobcat Pin | | | | 414 | Scout (metal) | | |
| | 370 | Bobcat (cloth) | | | | 415 | Scout (cloth) | | |
| | 371 | Wolf (cloth) | | | | 116 | Scout Miniature Pin | | |
| | 30 | Wolf Miniature Pin | | | | 10 | Tenderfoot (metal) | | |
| | 374 | Bear (cloth) | | | | 416 | Tenderfoot (cloth) | | |
| | 31 | Bear Miniature Pin | | | | 119 | Tenderfoot Miniature Pin | | |
| | 306 | Gold Arrow Point | | | | 14 | Second Class (metal) | | |
| | 307 | Silver Arrow Point | | | | 417 | Second Class (cloth) | | |
| | 32 | Webelos Miniature Pin | | | | 120 | Second Class Miniature Pin | | |
| | 43 | Webelos Badge (cloth) | | | | 17 | First Class (metal) | | |
| | 44A | Arrow of Light (cloth) | | | | 418 | First Class (cloth) | | |
| | 463 | Arrow of Light (metal) | | | | 121 | First Class Miniature Pin | | |
| | 115 | Arrow of Light Miniature Pin | | | | 92 | Star (metal) | | |
| | 465A | Aquanaut Activity Badge | | | | 419 | Star (cloth) | | |
| | 466A | Artist Activity Badge | | | | 122 | Star Miniature Pin | | |
| | 467A | Athlete Activity Badge | | | | 91 | Life (metal) | | |
| | 468A | Citizen Activity Badge | | | | 420 | Life (cloth) | | |
| | 495A | Communicator Activity Badge | | | | 123 | Life Miniature Pin | | |
| | 469A | Craftsman Activity Badge | | | | | Eagle | Restricted | |
| | 470A | Engineer Activity Badge | | | | 489 | Eagle (cloth) | | |
| | 492A | Family Member Activity Badge | | | | 5018 | Eagle (knot on khaki) | | |
| | 496A | Fitness Activity Badge | | | | 124A | Eagle Miniature Pin | | |
| | 471A | Forester Activity Badge | | | | 335 | Bronze Palm | | |
| | 472A | Geologist Activity Badge | | | | 336 | Gold Palm | | |
| | 493A | Handyman Activity Badge | | | | 337 | Silver Palm | | |
| | 473A | Naturalist Activity Badge | | | | 401 | Merit Badges (attach list) | | |
| | 474A | Outdoorsman Activity Badge | | | | 7820A | Venture Varsity Letter | | |
| | 494A | Readyman Activity Badge | | | | | | | |
| | 475A | Scholar Activity Badge | | | | | | | |
| | 476A | Scientist Activity Badge | | | | | | | |
| | 477A | Showman Activity Badge | | | | | | | |
| | 478A | Sportsman Activity Badge | | | | | | | |
| | 479A | Traveler Activity Badge | | | | | | | |
| | 458 | Compass Points Emblem | | | | | | | |
| | 459 | Compass Points Device | | | | | | | |
| | | | Total | \$ | | | | | |
| SEA SCOUTS | | | | | | | | | |
| | 229 | Apprentice (for blue uniform) | | | | | | | |
| | 239 | Apprentice (for white uniform) | | | | | | | |
| | 228 | Ordinary (for blue uniform) | | | | | | | |
| | 238 | Ordinary (for white uniform) | | | | | | | |
| | 227 | Able (for blue uniform) | | | | | | | |
| | 237 | Able (for white uniform) | | | | | | | |
| | | Quartermaster | | | | | | Restricted | |
| | 5016 | Quartermaster (blue knot on white) | | | | | | | |
| | 5884 | Quartermaster Patch | | | | | | | |
| | 5805A | Quartermaster Miniature Pin | | | | | | | |
| | 5806 | Small-Boat Handler | | | | | | | |
| | 5807 | Qualified Seaman | | | | | | | |
| | | | Total | \$ | | | | | |
| | | | | | | | | Total | \$ |
| | | | | | | | | TOTAL AMOUNT OF ORDER | \$ _____ |
| | | | | | | | | SALES TAX (where applicable) | \$ _____ |
| | | | | | | | | TOTAL AMOUNT ENCLOSED | \$ _____ |

NOTE: Mothers are authorized to wear the miniature pin of their son's rank.

A restricted award can be ordered only on the application for that award.

***Check with council service center for current prices.**

OUTDOOR PROGRAM CHECKLIST

Date of Program _____ **Location** _____

I. Administration

- | | |
|--|--|
| <input type="checkbox"/> Tour permits | <input type="checkbox"/> Licenses (fishing, boats, etc.) |
| <input type="checkbox"/> Parents' permission/information | <input type="checkbox"/> Camp cost |
| <input type="checkbox"/> Insurance | <input type="checkbox"/> Local requirements |
| <input type="checkbox"/> Budget done | <input type="checkbox"/> Permits/reservations |
| <input type="checkbox"/> Personal health histories | <input type="checkbox"/> _____ |

II. Leadership

- Second leader _____ Third leader _____

III. Transportation

- | | |
|--|---------------------------------------|
| <input type="checkbox"/> Driver _____ | <input type="checkbox"/> Driver _____ |
| <input type="checkbox"/> Driver _____ | <input type="checkbox"/> Driver _____ |
| <input type="checkbox"/> Equipment hauled by _____ | |

IV. Location

- | | |
|--|---|
| <input type="checkbox"/> Maps to and from _____ | <input type="checkbox"/> Arrival time _____ |
| <input type="checkbox"/> Driver time _____ | <input type="checkbox"/> Departure time _____ |
| <input type="checkbox"/> Special gear needed _____ | |

V. Equipment

- () Personal _____
- () Program _____
- () Troop _____
- () Emergency _____
- () First-aid supplies _____

VI. Feeding

- () Menu planned _____
- () Patrol duties roster _____
- () Who buys food _____
- () Food storage _____
- () Fuel supply _____

VII. Sanitation

- () Drinking water _____
- () Human waste _____
- () Dishwashing _____
- () Garbage disposal _____

VIII. Safety

- () Nearest medical facility _____
- () Emergency no. _____
- () Nearest town _____
- () First-aid provider in group _____
- () Ranger contact _____
- () Police no. _____

IX. Program

- () Program planned
- () Long-term
- () Short-term
- () Rainy-day activities
- () Special program equipment _____
- () Patrol assignments

REQUIREMENT 4. While a Life Scout, serve actively for a period of six months in one or more of the following positions of responsibility. **List only those positions served after Life board of review date.**

Boy Scout troop. Patrol leader, assistant senior patrol leader, senior patrol leader, troop guide, Order of the Arrow troop representative, den chief, scribe, librarian, quartermaster, junior assistant Scoutmaster, chaplain aide, instructor, historian, Venture patrol leader

Varsity Scout team. Captain, cocaptain, program manager, squad leader, team secretary, librarian, quartermaster, chaplain aide, instructor, den chief, Order of the Arrow team representative

Venturing crew/ship. President, vice president, secretary, treasurer, boatswain, boatswain's mate, yeoman, purser, storekeeper

| | | | | | | | | | |
|----------------|------|------------------------------------|----------------------|----------------------|----------------------|----------------------|----------------------|----------------------|----------------------|
| | | Date of Life Scout board of review | | | <input type="text"/> | <input type="text"/> | <input type="text"/> | <input type="text"/> | |
| | | | Month | Day | Year | | | | |
| Position _____ | FROM | <input type="text"/> | <input type="text"/> | <input type="text"/> | | TO | <input type="text"/> | <input type="text"/> | <input type="text"/> |
| | | | Month | Day | Year | | | | |
| Position _____ | FROM | <input type="text"/> | <input type="text"/> | <input type="text"/> | | TO | <input type="text"/> | <input type="text"/> | <input type="text"/> |
| | | | Month | Day | Year | | | | |

REQUIREMENT 5. While a Life Scout, **plan, develop, and give leadership to others** in a service project helpful to any religious institution, any school, or your community. The project idea must be approved by your Scoutmaster and troop committee and by the council or district before you start. **You must use the *Eagle Scout Leadership Service Project Workbook, No. 18-927*, in meeting this requirement.**

Date project was completed

Month Day Year

REQUIREMENT 6. Attach to this application a statement of your ambitions and life purpose and a listing of positions held in your religious institution, school, camp, community, or other organizations during which you demonstrated leadership skills. Include honors and awards received during this service. Take part in a Scoutmaster conference with your unit leader.

Date conference was held

Month Day Year

CERTIFICATION BY APPLICANT. On my honor as a Scout/Venturer, all statements on this application are true and correct. All requirements were completed prior to my 18th birthday.

Signature of applicant _____ Telephone _____ Date

Month Day Year

UNIT APPROVAL (personal signatures required)

Signature of unit leader _____ Telephone _____ Date

Month Day Year

Signature of unit committee chair _____ Telephone _____ Date

Month Day Year

BSA LOCAL COUNCIL CERTIFICATION. According to the records of this council, the applicant is a registered member of this unit and all dates listed are correct.

Signed _____ Position _____ Date

Month Day Year

ACTIONS BY EAGLE SCOUT BOARD OF REVIEW. The applicant appeared before the Eagle Scout board of review on this date and this application was approved.

Review date This date will be used on the Eagle Scout credentials.

Month Day Year

Signature of board chairman

Signature of council/district board representative (if applicable)

I certify that all procedures, as outlined in *Advancement Committee Policies and Procedures*, have been followed. I approve this application.

Scout Executive _____ Date

Month Day Year

Presentation of the rank may not be made until the Eagle Scout credentials are received by the BSA local council.



NATIONAL EAGLE SCOUT ASSOCIATION. The National Eagle Scout Association is a fellowship of men who have achieved the Eagle Scout rank. Membership embraces the top achievers of the Boy Scouts of America. Benefits include a subscription to *Eagletter*. The journal keeps NESA members informed on Scouting in general and Eagle Scouting in particular.

Applications are available at your local council service center.

Regular five-year memberships are \$25. Life memberships are \$180.

EDITIONS OF THIS APPLICATION PREVIOUS TO THE 2000 REVISION SHOULD NOT BE USED.

EAGLE SCOUT SERVICE VALIDATION

WORLD FRIENDSHIP FUND



Date: _____

TO: International Division
Boy Scouts of America
1325 West Walnut Hill Lane
P.O. Box 152079
Irving, TX 75015-2079

The members of the Scoutmastership Fundamentals (The Outdoor Program) have made a contribution to extend world friendship in a personal way.

*A check to World Friendship Fund in the amount of \$ _____ is enclosed.

Council name _____ No. _____

Council address _____

(Signed) _____
Course director

*(Request separate check from that for fees and supplies).
(Send direct to International Division).

TENDERFOOT RANK REQUIREMENTS

| <p>1. Present yourself to your leader, properly dressed, before going on an overnight camping trip. Show the camping gear you will use. Show the right way to pack and carry it.</p> | | | | | | | | | | | | |
|---|---|----------------------|----------------|----------------|----------------|----------------|---------------|---------------|---|---|-----------------------|-----------------------|
| <p>2. Spend at least one night on a patrol or troop campout. Sleep in a tent you have helped pitch.</p> | | | | | | | | | | | | |
| <p>3. On the campout, assist in preparing and cooking one of your patrol's meals. Tell why it is important for each patrol member to share in meal preparation and cleanup, and explain the importance of eating together.</p> | | | | | | | | | | | | |
| <p>4a. Demonstrate how to whip and fuse the ends of a rope.</p> | | | | | | | | | | | | |
| <p>4b. Demonstrate that you know how to tie the following knots and tell what their uses are: two half hitches and the taut-line hitch.</p> | | | | | | | | | | | | |
| <p>5. Explain the rules of safe hiking, both on the highway and cross-country, during the day and at night. Explain what to do if you are lost.</p> | | | | | | | | | | | | |
| <p>6. Demonstrate how to display, raise, lower, and fold the American flag.</p> | | | | | | | | | | | | |
| <p>7. Repeat from memory and explain in your own words the Scout Oath, Law, motto, and slogan.</p> | | | | | | | | | | | | |
| <p>8. Know your patrol name, give the patrol yell, and describe your patrol flag.</p> | | | | | | | | | | | | |
| <p>9. Explain why we use the buddy system in Scouting.</p> | | | | | | | | | | | | |
| <p>10a. Record your best in the following tests: (Page 57)</p> <table style="width: 100%; border: none;"> <thead> <tr> <th style="text-align: left; width: 50%;">Current results</th> <th style="text-align: left; width: 50%;">30 days later</th> </tr> </thead> <tbody> <tr> <td>Push-ups _____</td> <td>Push-ups _____</td> </tr> <tr> <td>Pull-ups _____</td> <td>Pull-ups _____</td> </tr> <tr> <td>Sit-ups _____</td> <td>Sit-ups _____</td> </tr> <tr> <td>Standing long jump (____ feet ____ inches)</td> <td>Standing long jump (____ feet ____ inches)</td> </tr> <tr> <td>¼-mile walk/run _____</td> <td>¼-mile walk/run _____</td> </tr> </tbody> </table> | Current results | 30 days later | Push-ups _____ | Push-ups _____ | Pull-ups _____ | Pull-ups _____ | Sit-ups _____ | Sit-ups _____ | Standing long jump (____ feet ____ inches) | Standing long jump (____ feet ____ inches) | ¼-mile walk/run _____ | ¼-mile walk/run _____ |
| Current results | 30 days later | | | | | | | | | | | |
| Push-ups _____ | Push-ups _____ | | | | | | | | | | | |
| Pull-ups _____ | Pull-ups _____ | | | | | | | | | | | |
| Sit-ups _____ | Sit-ups _____ | | | | | | | | | | | |
| Standing long jump (____ feet ____ inches) | Standing long jump (____ feet ____ inches) | | | | | | | | | | | |
| ¼-mile walk/run _____ | ¼-mile walk/run _____ | | | | | | | | | | | |
| <p>10b. Show improvement in the activities listed in requirement 10a after practicing for 30 days.</p> | | | | | | | | | | | | |

TENDERFOOT RANK REQUIREMENTS

| |
|---|
| <p>11. Identify local poisonous plants; tell how to treat for exposure to them.</p> |
| <p>12a. Demonstrate the Heimlich maneuver and tell when it is used.</p> |
| <p>12b. Show first aid for the following:</p> <ul style="list-style-type: none">• Simple cuts and scratches• Blisters on the hand and foot• Minor burns or scalds (first-degree)• Bites or stings of insects and ticks• Venomous snakebite• Nosebleed• Frostbite and sunburn |
| <p>13. Demonstrate Scout spirit by living the Scout Oath (Promise) and Scout Law in your everyday life.</p> |
| <p>14. Participate in a Scoutmaster conference.</p> |
| <p>15. Complete your board of review.</p> |

NOTE: Alternate requirements for the Tenderfoot rank are available for Scouts with physical or mental disabilities if they meet the criteria listed in the *Boy Scout Requirements* book, No. 33215.

SECOND CLASS RANK REQUIREMENTS

| |
|---|
| <p>1a. Demonstrate how a compass works and how to orient a map. Explain what map symbols mean.</p> |
| <p>1b. Using a compass and a map together, take a 5-mile hike (or 10 miles by bike) approved by your adult leader and your parent or guardian.*</p> |
| <p>2a. Since joining, have participated in five separate troop/patrol activities (other than troop/patrol meetings), two of which included camping overnight.</p> |
| <p>2b. On one of these campouts, select your patrol site and sleep in a tent that you pitched.</p> |
| <p>2c. On one campout, demonstrate proper care, sharpening, and use of the knife, saw, and ax, and describe when they should be used.</p> |
| <p>2d. Use the tools listed in requirement 2c to prepare tinder, kindling, and fuel for a cooking fire.</p> |
| <p>2e. Discuss when it is appropriate to use a cooking fire and a lightweight stove. Discuss the safety procedures for using both.</p> |
| <p>2f. Demonstrate how to light a fire and a lightweight stove.</p> |
| <p>2g. On one campout, plan and cook over an open fire one hot breakfast or lunch for yourself, selecting foods from the food pyramid. Explain the importance of good nutrition. Tell how to transport, store, and prepare the foods you selected.</p> |
| <p>3. Participate in a flag ceremony for your school, religious institution, chartered organization, community, or troop activity.</p> |
| <p>4. Participate in an approved (minimum of one hour) service project.</p> |
| <p>5. Identify or show evidence of at least ten kinds of wild animals (birds, mammals, reptiles, fish, mollusks) found in your community.</p> |
| <p>6a. Show what to do for “hurry” cases of stopped breathing, serious bleeding, and internal poisoning.</p> |
| <p>6b. Prepare a personal first-aid kit to take with you on a hike.</p> |

***If you use a wheelchair or crutches, or if it is difficult for you to get around, you may substitute “trip” for “hike.”**

SECOND CLASS RANK REQUIREMENTS

| |
|--|
| <p>6c. Demonstrate first aid for the following:</p> <ul style="list-style-type: none">• Object in the eye• Bite of a suspected rabid animal• Puncture wounds from a splinter, nail, and fishhook• Serious burns (second-degree)• Heat exhaustion• Shock• Heatstroke, dehydration, hypothermia, and hyperventilation |
| <p>7a. Tell what precautions must be taken for a safe swim.</p> |
| <p>7b. Demonstrate your ability to jump feetfirst into water over your head in depth, level off and swim 25 feet on the surface, stop, turn sharply, resume swimming, then return to your starting place.</p> |
| <p>7c. Demonstrate water rescue methods by reaching with your arm or leg, by reaching with a suitable object, and by throwing lines and objects. Explain why swimming rescues should not be attempted when a reaching or throwing rescue is possible, and explain why and how a rescue swimmer should avoid contact with the victim.</p> |
| <p>8. Participate in a school, community, or troop program on the dangers of using drugs, alcohol, and tobacco and other practices that could be harmful to your health. Discuss your participation in the program with your family.</p> |
| <p>9. Demonstrate Scout spirit by living the Scout Oath (Promise) and Scout Law in your everyday life.</p> |
| <p>10. Participate in a Scoutmaster conference.</p> |
| <p>11. Complete your board of review.</p> |

NOTE: Alternate requirements for the Second Class rank are available for Scouts with physical or mental disabilities if they meet the criteria listed in the *Boy Scout Requirements* book, No. 33215.

FIRST CLASS RANK REQUIREMENTS

| |
|--|
| <p>1. Demonstrate how to find directions during the day and at night without using a compass.</p> |
| <p>2. Using a compass, complete an orienteering course that covers at least one mile and requires measuring the height and/or width of designated items (tree, tower, canyon, ditch, etc.).</p> |
| <p>3. Since joining, have participated in ten separate troop/patrol activities (other than troop/patrol meetings), three of which included camping overnight.</p> |
| <p>4a. Help plan a patrol menu for one campout that includes at least one breakfast, one lunch, and one dinner, and that requires cooking at least two of the meals. Tell how the menu includes the foods from the food pyramid and meets nutritional needs.</p> |
| <p>4b. Using the menu planned in requirement 4a, make a list showing the cost and food amounts needed to feed three or more boys and secure the ingredients.</p> |
| <p>4c. Tell which pans, utensils, and other gear will be needed to cook and serve these meals.</p> |
| <p>4d. Explain the procedures to follow in the safe handling and storage of fresh meats, dairy products, eggs, vegetables, and other perishable food products. Tell how to properly dispose of camp garbage, cans, plastic containers, and other rubbish.</p> |
| <p>4e. On one campout, serve as your patrol's cook. Supervise your assistant(s) in using a stove or building a cooking fire. Prepare the breakfast, lunch, and dinner planned in requirement 4a. Lead your patrol in saying grace at the meals and supervise cleanup.</p> |
| <p>5. Visit and discuss with a selected individual approved by your leader (elected official, judge, attorney, civil servant, principal, teacher) your Constitutional rights and obligations as a U.S. citizen.</p> |
| <p>6. Identify or show evidence of at least ten kinds of native plants found in your community.</p> |
| <p>7a. Discuss when you should and should not use lashings.</p> |
| <p>7b. Demonstrate tying the timber hitch and clove hitch and their use in square, shear, and diagonal lashings by joining two or more poles or staves together.</p> |

FIRST CLASS RANK REQUIREMENTS

| |
|---|
| 7c. Use lashing to make a useful camp gadget. |
| 8a. Demonstrate tying the bowline knot and describe several ways it can be used. |
| 8b. Demonstrate bandages for a sprained ankle and for injuries on the head, the upper arm, and the collarbone. |
| 8c. Show how to transport by yourself, and with one other person, a person <ul style="list-style-type: none"> • From a smoke-filled room • With a sprained ankle, for at least 25 yards |
| 8d. Tell the five most common signs of a heart attack. Explain the steps (procedures) in cardiopulmonary resuscitation (CPR). |
| 9a. Tell what precautions must be taken for a safe trip afloat. |
| 9b. Successfully complete the BSA swimmer test. |
| 9c. With a helper and a practice victim, show a line rescue both as tender and as rescuer. (The practice victim should be approximately 30 feet from shore in deep water.) |
| 10. Demonstrate Scout spirit by living the Scout Oath (Promise) and Scout Law in your everyday life. |
| 11. Tell someone who is eligible to join Boy Scouts, or an inactive Boy Scout, about your troop's activities. Invite him to a troop outing, activity, service project, or meeting. Tell him how to join, or encourage the inactive Boy Scout to become active. |
| 12. Participate in a Scoutmaster conference. |
| 13. Complete your board of review. |

NOTE: Alternate requirements for the First Class rank are available for Scouts with physical or mental disabilities if they meet the criteria listed in the *Boy Scout Requirements* book, No. 33215.

As you complete each requirement, ask your Scoutmaster or someone designated by your Scoutmaster to initial his or her approval.

STAR SCOUT RANK REQUIREMENTS

| |
|--|
| <p>1. Be active in your troop and patrol for at least four months as a First Class Scout.</p> |
| <p>2. Demonstrate Scout spirit by living the Scout Oath (Promise) and Scout Law in your everyday life.</p> |
| <p>3. Earn six merit badges, including any four from the required list for Eagle.</p> <p>Name of Merit Badge</p> <p>_____ (required for Eagle)*</p> <p>_____ (required for Eagle)*</p> <p>_____ (required for Eagle)*</p> <p>_____ (required for Eagle)*</p> <p>_____</p> <p>_____</p> |
| <p>4. While a First Class Scout, take part in service projects totaling at least six hours of work. These projects must be approved by your Scoutmaster.</p> |
| <p>5. While a First Class Scout, serve actively for four months in one or more of the following positions of responsibility (or carry out a Scoutmaster-assigned leadership project to help the troop):</p> <p>Boy Scout troop. Patrol leader, assistant senior patrol leader, senior patrol leader, troop guide, Order of the Arrow troop representative, den chief, scribe, librarian, historian, quartermaster, bugler, junior assistant Scoutmaster, chaplain aide, or instructor.</p> <p>Varsity Scout team. Captain, cocaptain, program manager, squad leader, team secretary, Order of the Arrow team representative, librarian, historian, quartermaster, chaplain aide, instructor, or den chief.</p> <p>Venturing crew/Sea Scout ship. President, vice president, secretary, treasurer, boatswain, boatswain's mate, yeoman, purser, or storekeeper.</p> |
| <p>6. Take part in a Scoutmaster conference.</p> |
| <p>7. Complete your board of review.</p> |

***A Scout may choose any of the 15 required merit badges in the 12 categories to fulfill requirement 3. See page 180 of this book for a complete list of required badges for Eagle.**

LIFE SCOUT RANK REQUIREMENTS

| |
|---|
| <p>1. Be active in your troop and patrol for at least six months as a Star Scout.</p> |
| <p>2. Demonstrate Scout spirit by living the Scout Oath (Promise) and Scout Law in your everyday life.</p> |
| <p>3. Earn five more merit badges (so that you have 11 in all), including any three more from the required list for Eagle.</p> <p>Name of Merit Badge</p> <p>_____ (required for Eagle)*</p> <p>_____ (required for Eagle)*</p> <p>_____ (required for Eagle)*</p> <p>_____</p> <p>_____</p> |
| <p>4. While a Star Scout, take part in service projects totaling at least six hours of work. These projects must be approved by your Scoutmaster.</p> |
| <p>5. While a Star Scout, serve actively for six months in one or more of the positions of responsibility listed in requirement 5 for Star Scout (or carry out a Scoutmaster-assigned leadership project to help the troop).</p> |
| <p>6. Take part in a Scoutmaster conference.</p> |
| <p>7. Complete your board of review.</p> |

***A Scout may choose any of the 15 required merit badges in the 12 categories to fulfill requirement 3. See page 180 of this book for a complete list of required badges for Eagle.**

EAGLE SCOUT RANK REQUIREMENTS

1. Be active in your troop, team, crew, or shop for at least six months as a Life Scout.

2. Demonstrate that you live by the principles of the Scout Oath and Law in your daily life. List the names of individuals who know you personally and would be willing to provide a recommendation on your behalf, including parents/guardians, religious, educational, and employer references.

3. Earn a total of 21 merit badges (10 more than you already have), including the following: (a) First Aid, (b) Citizenship in the Community, (c) Citizenship in the Nation, (d) Citizenship in the World, (e) Communications, (f) Personal Fitness, (g) Emergency Preparedness OR Lifesaving, (h) Environmental Science, (i) Personal Management, (j) Swimming OR Hiking OR Cycling, (k) Camping, and (l) Family Life.*

Name of Merit Badge

_____ (required for Eagle)
_____ (required for Eagle)
_____ (required for Eagle)
_____ (required for Eagle)
_____ (required for Eagle)

***You must choose only one merit badge listed in items g and j. If you have earned more than one of the badges listed in items g and j, choose one and list the remaining badges to make your total of 21.**

EAGLE SCOUT RANK REQUIREMENTS

4. While a Life Scout, serve actively for a period of six months in one or more of the following positions of responsibility:

Boy Scout troop. Patrol leader, assistant senior patrol leader, senior patrol leader, troop guide, Order of the Arrow troop representative, historian, den chief, scribe, librarian, historian, quartermaster, junior assistant Scoutmaster, chaplain aide, or instructor.

Varsity Scout team. Captain, cocaptain, program manager, squad leader, team secretary, Order of the Arrow team representative, historian, librarian, quartermaster, chaplain aide, instructor, or den chief.

Venturing crew/Sea Scout ship. President, vice president, secretary, treasurer, boatswain, boatswain's mate, yeoman, purser, or storekeeper.

5. While a Life Scout, plan, develop, and give leadership to others in a service project helpful to any religious institution, any school, or your community. (The project should benefit an organization other than Boy Scouting.) The project idea must be approved by the organization benefiting from the effort, your Scoutmaster and troop committee, and the council or district before you start. You must use the Eagle Scout Leadership Service Project Workbook, BSA publication No. 18-927, in meeting this requirement.

6. Take part in a Scoutmaster conference.

7. Successfully complete an Eagle Scout board of review.

AGE REQUIREMENT ELIGIBILITY. Merit badges, badges of rank, and Eagle Palms may be earned by a registered Boy Scout, Varsity Scout, or Venturer. *He may earn these awards until his 18th birthday. Any Venturer who achieved the First Class rank as a Boy Scout in a troop or Varsity Scout in a team may continue working for the Star, Life, and Eagle Scout ranks and Eagle Palms while registered as a Venturer up to his 18th birthday. Scouts and Venturers who have completed all requirements prior to their 18th birthday may be reviewed within three months after that date with no explanation. Boards of review conducted between three and six months after the candidate's 18th birthday must be preapproved by the local council.*

A statement by an adult explaining the reason for the delay must be attached to the Eagle Scout Rank Application when it is submitted to the Eagle Scout Service. *The Boy Scout Division at the national office must be contacted for procedures to follow if a board of review is to be conducted more than six months after a candidate's 18th birthday.*

If you have a permanent physical or mental disability, you may become an Eagle Scout by qualifying for as many required merit badges as you can and qualifying for alternative merit badges for the rest. If you seek to become an Eagle Scout under this procedure, you must submit a special application to your local council service center. Your application must be approved by your council advancement committee *before you can work on alternative merit badges.*

A Scout or Venturer with a disability may work toward rank advancement after he is 18 years of age. See *Advancement Committee Policies and Procedures* for details.

EAGLE PALM REQUIREMENTS

After becoming an Eagle Scout, you may earn Palms by completing the following requirements:

1. Be active in your troop and patrol for at least three months after becoming an Eagle Scout or after award of last Palm.
2. Demonstrate Scout spirit by living the Scout Oath (Promise) and Scout Law in your everyday life.
3. Make a satisfactory effort to develop and demonstrate leadership ability.
4. Earn five additional merit badges beyond those required for Eagle or last Palm.*
5. Take part in a Scoutmaster conference.
6. Complete a board of review.

You may wear only the proper combination of Palms for the number of merit badges you earned beyond the rank of Eagle. The Bronze Palm represents five merit badges, the Gold Palm 10, and the Silver Palm 15.