

# YOUTH FINANCES

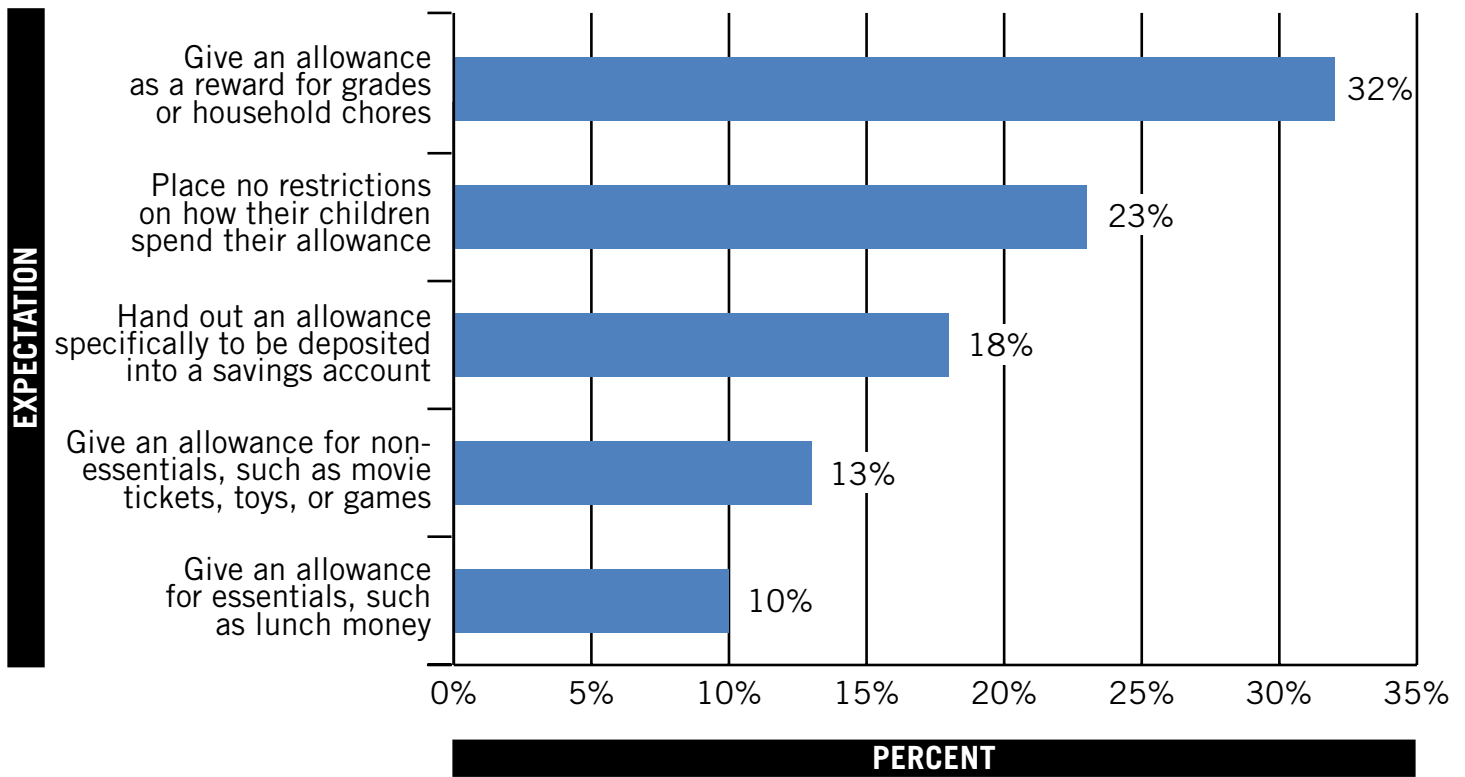


BOY SCOUTS OF AMERICA®

ENVIRONMENTAL SCAN 2012

# Youth ALLOWANCES

Parents' Expectations for Allowances



Source: *Youth Markets Alert*, Vol. XXII, No. 1

- More than six in 10 parents (62%) give their children a weekly allowance, with an average of \$12.  
—Youth Markets Alert, Vol. XXII, No. 1
- More than half of parents (55%) give their teens an allowance, according to American Express. Teens, on average, receive \$66 per month from their parents, taking into account their allowance, money for food and clothes, and extra spending cash.  
—Youth Markets Alert, Vol. XXIII, No. 8
- One-third of children (33%) under 18 years old do not receive a weekly allowance from their parents.
- The average weekly allowance is \$5-10. The more children a family has, the more likely they are to get an allowance. An only child (36%) is the most likely not to receive an allowance at all, followed by 31 percent of those in two-child families, and 29 percent of those in three-child families.  
—Weekly Allowance Survey, EPM Communications, Youth Markets Alert

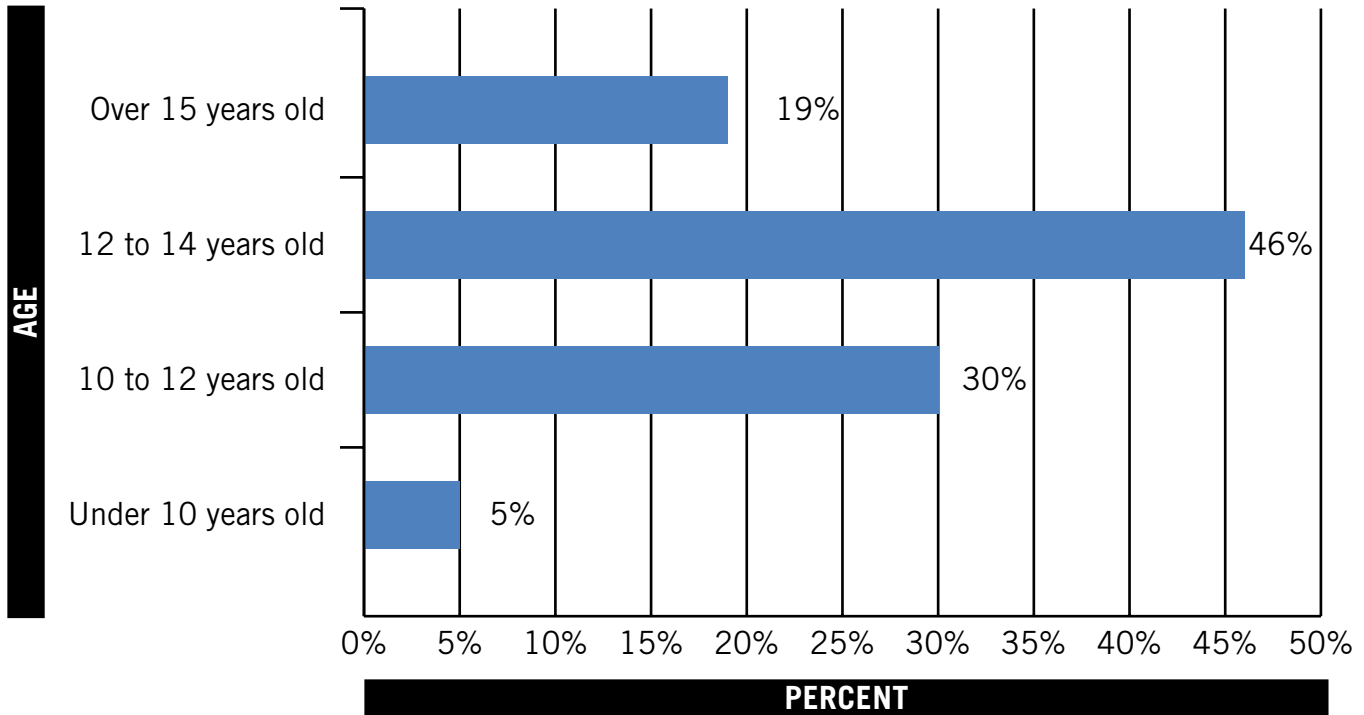


BOY SCOUTS OF AMERICA®

ENVIRONMENTAL SCAN 2012

# Children and ODD JOBS

Age When Parents Should Let Children Start Working Odd Jobs



Source: Parenting.com, *Youth Markets Alert*, Vol. XXII, No. 17

- Three-fourths of parents believe their child should start working odd jobs (such as walking dogs or doing yardwork) at ages 12 to 14 (46% of parents) or at ages 10 to 12 (30% of parents). Few parents (5%) believe their children younger than age 10 should perform odd jobs.

—Parenting.com, *Youth Markets Alert*,  
Vol. XXII, No. 17

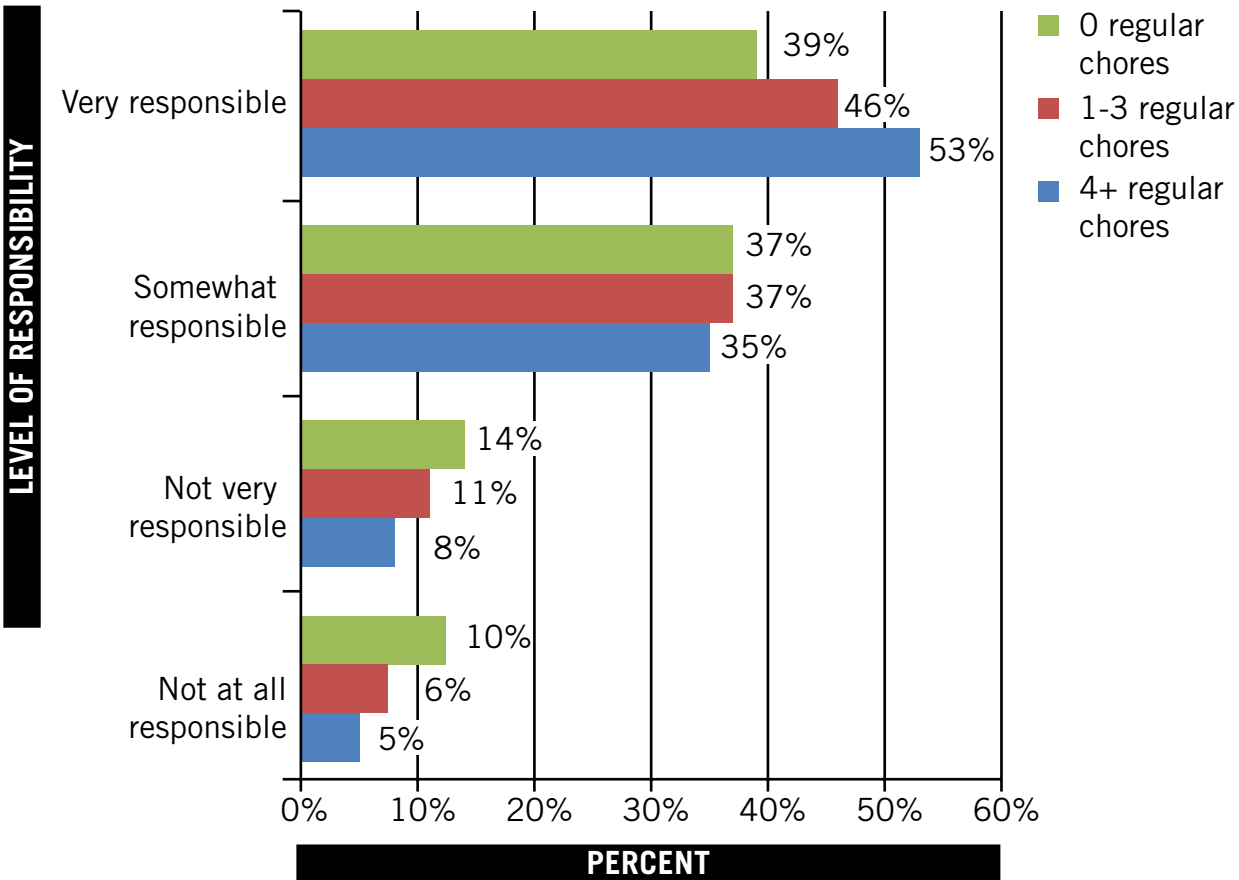


BOY SCOUTS OF AMERICA®

ENVIRONMENTAL SCAN 2012

# Youth CHORES and Financial Responsibility

Financial Responsibility and the Influence of Chores



Source: Charles Schwab 2010 Families & Money Survey

- Children who regularly do chores while growing up are cited by parents as being financially responsible as young adults. Those who had no chores growing up are twice as likely to be labeled as financially irresponsible as those who had at least four regular chores (10% vs. 5%).

—Charles Schwab 2010 Families & Money Survey

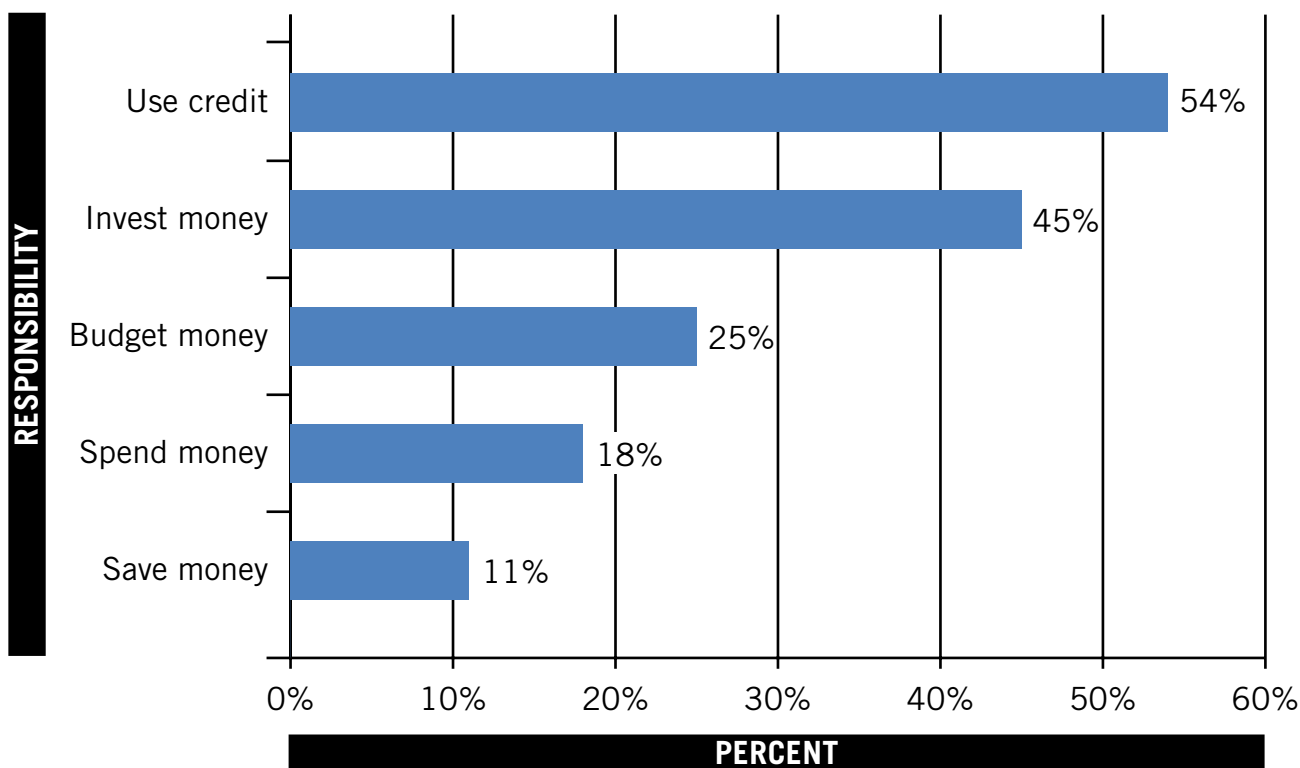


BOY SCOUTS OF AMERICA®

ENVIRONMENTAL SCAN 2012

# Youth and FINANCIAL RESPONSIBILITY

Teens Are *Not Sure* They Will Be Able to Do the Following in a Responsible Manner When They Are Adults



Source: Junior Achievement/Allstate Foundation, *Teens and Personal Finance, 2010*

- Teens primarily get their money from parents (42%) and through a job (38%). One in seven (14%) get an allowance, and six percent receive money as gifts.  
—*Buzz Marketing, Youth Markets Alert, Vol. XXII, No. 14*

- One in four children (24%) have received at least \$500 as a gift. Nearly half (47%) of parents say their child has never received more than \$100 in cash as a single gift.  
—*Parenting.com, Youth Markets Alert, Vol. XXII, No. 17*

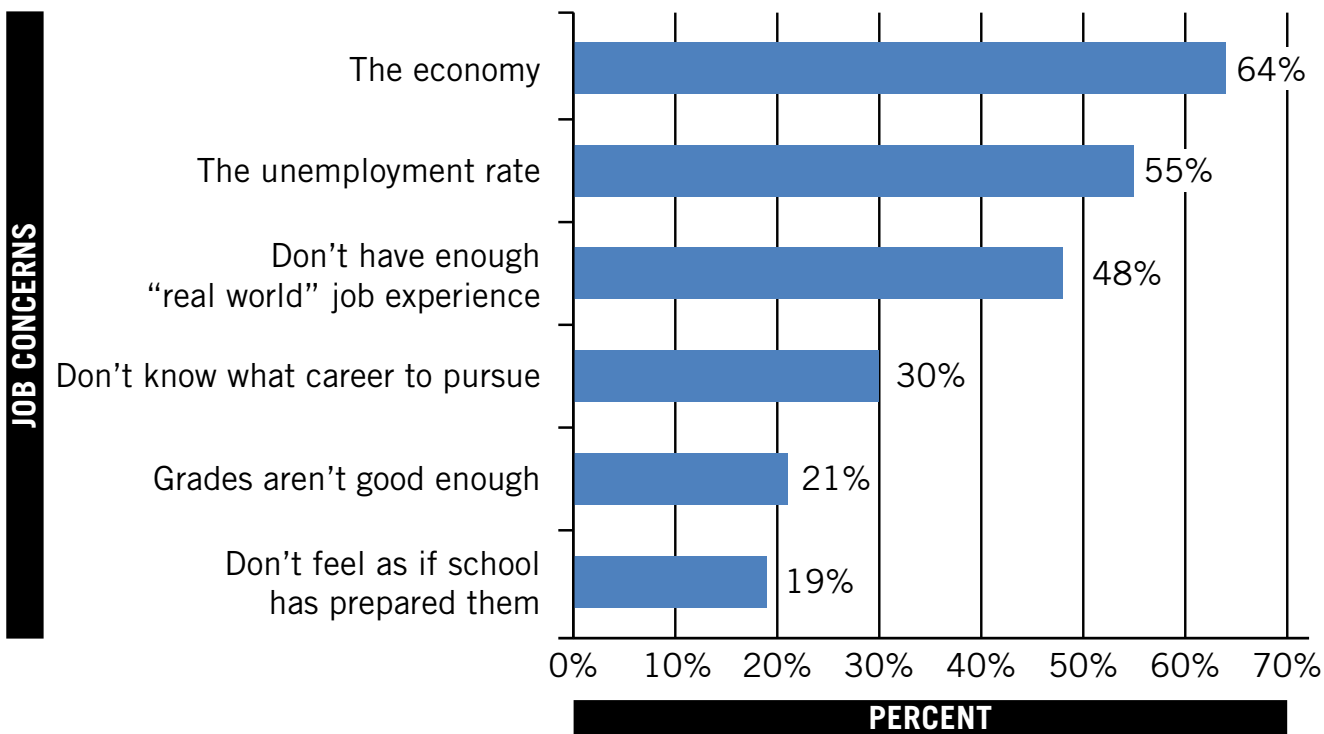


BOY SCOUTS OF AMERICA®

ENVIRONMENTAL SCAN 2012

# Teens' CONCERNS About the Future

## Reasons Why 12- to 17-Year-Olds Are Worried About Future Job Prospects



Source: Junior Achievement/ING, 2010 Kids and Careers Survey

- While the economic climate has improved over the past year, nearly three-quarters (74%) of teens are more worried, or as worried, now about their future job prospects compared to a year ago.

—Junior Achievement/ING, 2010 Kids and Careers Survey

- Three in four teens aged 16 to 17 (75%) believe it's up to them to fund at least part of their higher education costs. More than half (55%) say costs will be a factor in their choice of college, and 28% admit college funding has created anxiety in their household.

—College Savings Foundation, How Youth Plan to Fund College, 2010

- ♣ Boy Scouts in grades 6–12 are saving for their future (44.6%) or for college (51.2%). Significantly fewer boys in grades 6–12 who are not Scouts are saving for their future (19.6%) or for college (21.6%).

—2010 YouthBeat Report, C&R Research



BOY SCOUTS OF AMERICA®

ENVIRONMENTAL SCAN 2012

# Youth EMPLOYMENT

Summer Employment, Youth Ages 16–24, July 2011			
	All	Men	Women
Civilian non-institutional population	38,196,000	19,425,000	18,772,000
% in the civilian labor force	59.54%	61.42%	57.60%
% employed	48.78%	50.20%	47.30%
% unemployed looking for full-time work	78.78%	82.83%	74.14%
% unemployed looking for part-time work	21.22%	17.17%	25.80%
% not in labor force	40.46%	0.09%	42.40%
Unemployment rate	18.07%	18.31%	17.81%

	White	African American	Asian	Hispanic*
Civilian non-institutional population	29,377,000	5,763,000	1,573,000	7,605,000
% in the civilian labor force	62.18%	50.20%	47.87%	53.65%
% employed	52.31%	34.63%	40.56%	42.87%
% unemployed looking for full-time work	75.99%	86.73%	84.35%	78.78%
% unemployed looking for part-time work	24.01%	13.15%	15.65%	21.22%
% not in labor force	37.82%	49.80%	52.13%	46.35%
Unemployment rate	15.87%	31.01%	7.31%	20.10%

\*Hispanic can be of any race.

## Source: U.S. Bureau of Labor Statistics

- In 2011, the share of young people who were employed in July was 48.8 percent, the lowest July rate since recording began in 1948.
- The youth labor force—16- to 24-year-olds working or actively looking for work—grows sharply between April and July each year. During these months, large numbers of high school and college

students search for or take summer jobs, and many graduates enter the labor market to look for or begin permanent employment. This summer, the youth labor force grew by 2.4 million, or 11.8 percent, to a total of 22.7 million in July.  
—U.S. Bureau of Labor Statistics



BOY SCOUTS OF AMERICA®

ENVIRONMENTAL SCAN 2012

# SOURCES of INFORMATION

## Helpful Websites

### **The Annie E. Casey Foundation**

[www.aecf.org](http://www.aecf.org)

The Annie E. Casey Foundation home page provides useful information about American youth. This organization produces several publications that might be helpful for local market research efforts.

### **The Center for Education Reform**

[www.edreform.com](http://www.edreform.com)

This site contains the number of chartered schools with enrollment data by state.

### **Center for Women's Business Research**

[info@womensbusinessresearch.org](mailto:info@womensbusinessresearch.org)

[www.womensbusinessresearch.org](http://www.womensbusinessresearch.org)

This site is a source of information about women business owners and their enterprises.

### **Children's Defense Fund**

[cdinfo@childrensdefense.org](mailto:cdinfo@childrensdefense.org)

[www.childrensdefense.org](http://www.childrensdefense.org)

This website contains information on a variety of issues affecting children. Child health care, child care, and education are a few of the topics covered.

### **The Independent Sector**

[www.independentsector.org](http://www.independentsector.org)

This website indicates the level of volunteerism and charity in the United States, and governance and public tax information.

### **Join Together**

[info@jointogether.org](mailto:info@jointogether.org)

[www.drugfree.org/jointogether.org](http://www.drugfree.org/jointogether.org)

Join Together, a collaboration of the Boston University School of Public Health and the Partnership at Drugfree.org, provides information on teenage drug abuse and gun violence. The site also provides a list of grants available for programs that address drug abuse and gun violence, as well as a list of resources on these subjects.

### **GfK Roper Custom Research North America**

[info@gfkamerica.com](mailto:info@gfkamerica.com)

[www.gfkamerica.com](http://www.gfkamerica.com)

GfK is a leading consumer market research organization. Their site contains information from a variety of research studies, including the GfK Roper Youth Report.

### **The Urban Institute**

[www.urban.org](http://www.urban.org)

This site contains research data on various social and public policy issues such as poverty, education, unemployment, crime, youth development, and welfare reform.



BOY SCOUTS OF AMERICA®

ENVIRONMENTAL SCAN 2012

## U.S. Government Sources of Current Data

### American Fact Finder

[factfinder2.census.gov](http://factfinder2.census.gov)

This Census Bureau site provides updated demographic information by state, county, city, or zip code.

### Bureau of Justice Statistics

[www.ojp.usdoj.gov/bjs](http://www.ojp.usdoj.gov/bjs)

The Bureau of Justice Statistics collects data from a number of surveys and from administrative sources, including the Uniform Crime Reports.

### Bureau of Labor Statistics

[stats.bls.gov](http://stats.bls.gov)

This home page has an extensive menu of sites for current social (especially labor) and economic data, including unemployment rates and consumer price index information.

### Centers for Disease Control and Prevention (CDC)

[www.cdc.gov](http://www.cdc.gov)

The CDC is the major clearinghouse for information on the current prevalence of disease and various health conditions and efforts at their control and prevention.

### Consumer Expenditure Surveys

[stats.bls.gov/cex](http://stats.bls.gov/cex)

A program that consists of two surveys, the Quarterly Interview Survey and the Diary Survey, that provide information on the purchasing patterns of the U.S. population.

### Corporation for National and Community Service

[www.nationalservice.gov](http://www.nationalservice.gov)

[www.nationalservice.gov/about/role\\_impact/performance\\_research.asp](http://www.nationalservice.gov/about/role_impact/performance_research.asp)

In collaboration with the U.S. Census Bureau and the nonprofit coalition Independent Sector, the Corporation for National and Community Service conducts research on volunteering in America, including state and city trends and rankings.

### Current Population Survey (CPS)

[www.census.gov/cps](http://www.census.gov/cps)

A description of the monthly data from the current versions of the CPS is available at this site.

### Kids.Gov

[www.kids.gov](http://www.kids.gov)

The official kids' portal for the U.S. government, this website has links to the government's and other kids' sites for fun and education.

### Map Stats

[quickfacts.census.gov](http://quickfacts.census.gov)

U.S. Bureau of the Census state and county statistics, including type of household, race, population, school enrollment, and employment can be found on this website.

### National Center for Education Statistics (NCES)

[nces.ed.gov](http://nces.ed.gov)

The NCES is the major source of educational statistics in the United States, including data from population surveys, longitudinal studies, surveys of educational establishments, and various kinds of administrative data.

### National Center for Health Statistics

[www.cdc.gov/nchs](http://www.cdc.gov/nchs)

This site includes vital statistics data, including current data on births, deaths, marriages, infant mortality, and other topics. The home page provides current major surveys of American health.

### National Health and Nutrition Examination Survey (NHANES)

[www.cdc.gov/nchs/nhanes](http://www.cdc.gov/nchs/nhanes)

The National Health and Nutrition Examination Survey (NHANES) is a program of studies designed to assess the health and nutritional status of adults and children in the United States. The survey is unique in that it combines interviews and physical examinations. NHANES is a major program of the National Center of Health Statistics.



BOY SCOUTS OF AMERICA®

ENVIRONMENTAL SCAN 2012

### **National Household Education Surveys Program (NHES)**

[nces.ed.gov/nhes](http://nces.ed.gov/nhes)

This survey, conducted in 2007, had two different parts: School Readiness, and Parent and Family Involvement in Education and School Readiness.

### **Pew Hispanic Center**

[www.pewhispanic.org](http://www.pewhispanic.org)

This website contains information on the growing impact of the U.S. Hispanic population.

### **Pew Research Center**

[www.pewresearch.org](http://www.pewresearch.org)

This website provides numbers, facts, and trends shaping the United States and the world, including information about new immigrants and generations.

### **Population Reference Bureau**

[www.prb.org](http://www.prb.org)

The Population Reference Bureau provides U.S. and world population data. It also provides links to state data including population, economics, crime, education, and environmental information.

### **U.S. Bureau of the Census**

[www.census.gov](http://www.census.gov)

This home page provides a basic introduction to the U.S. Bureau of the Census, the current state of Census 2010, various press releases, subscription information, and more. It has links to many other major sources of U.S. census data.

### **U.S. Department of Agriculture**

[www.usda.gov](http://www.usda.gov)

This site contains information regarding the cost of raising children. The costs are broken into categories such as childcare, transportation, and housing. Differing costs are also estimated for single-parent and dual-parent families.

### **U.S. Department of Justice**

[www.justice.gov/defendingchildhood](http://www.justice.gov/defendingchildhood)

Here you will find information on youth violence, victims of crimes, safe community initiative, and domestic violence.

### **Data Archives of U.S. Census and Survey Statistics**

#### **Inter-university Consortium for Political and Social Research (ICPSR)**

[www.icpsr.umich.edu](http://www.icpsr.umich.edu)

Located at the Institute for Social Research, University of Michigan, ICPSR is a membership-based, nonprofit scholarly organization with the most extensive archive of computerized social science data in the world. These include vast U.S. census data holdings, including many decennial censuses, many of the surveys mentioned in this listing, the City and County Data Books, and a limited supply of foreign census materials.

#### **NOAA Coastal Services Center**

[www.csc.noaa.gov](http://www.csc.noaa.gov)

The Coastal Services Center collects information on oceanography, meteorology, and the like. It is a resource of census data for anyone with an interest in recent American social or economic history.



BOY SCOUTS OF AMERICA®

ENVIRONMENTAL SCAN 2012