

GIVING AND VOLUNTEERING

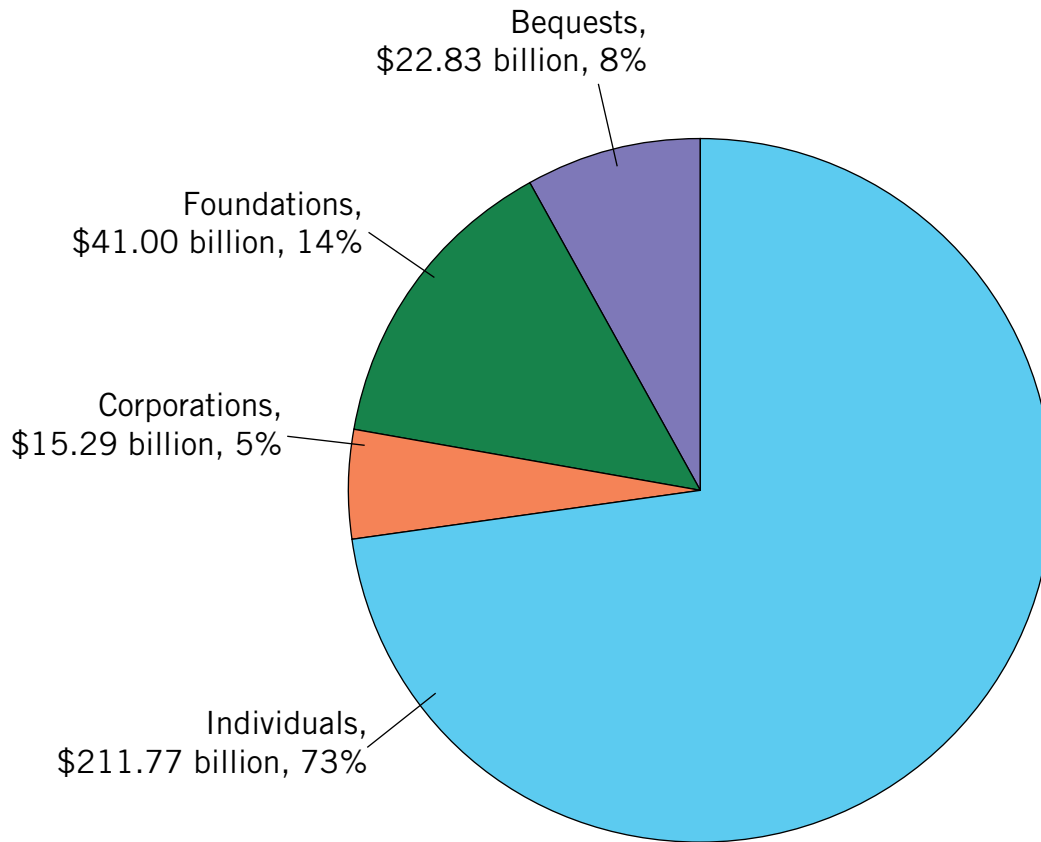


BOY SCOUTS OF AMERICA®

ENVIRONMENTAL SCAN 2012

Giving in the U.S. CONTRIBUTORS

2010 Contributors



Total Contributions: \$290.89 billion

Source: *Giving USA 2011*

- Total charitable giving for 2010 is estimated to be \$290.89 billion. This is an increase of 2.1 percent in current dollars compared to the revised estimate of \$280.30 billion for 2009. While showing a slight increase in giving compared to 2009, donations are down 11 percent from the high point of 2007.
- In 2010, Americans contributed about 2 percent of disposable personal income to philanthropic causes. This number has remained consistent over the decades, regardless of economic climate.
—Giving USA 2011

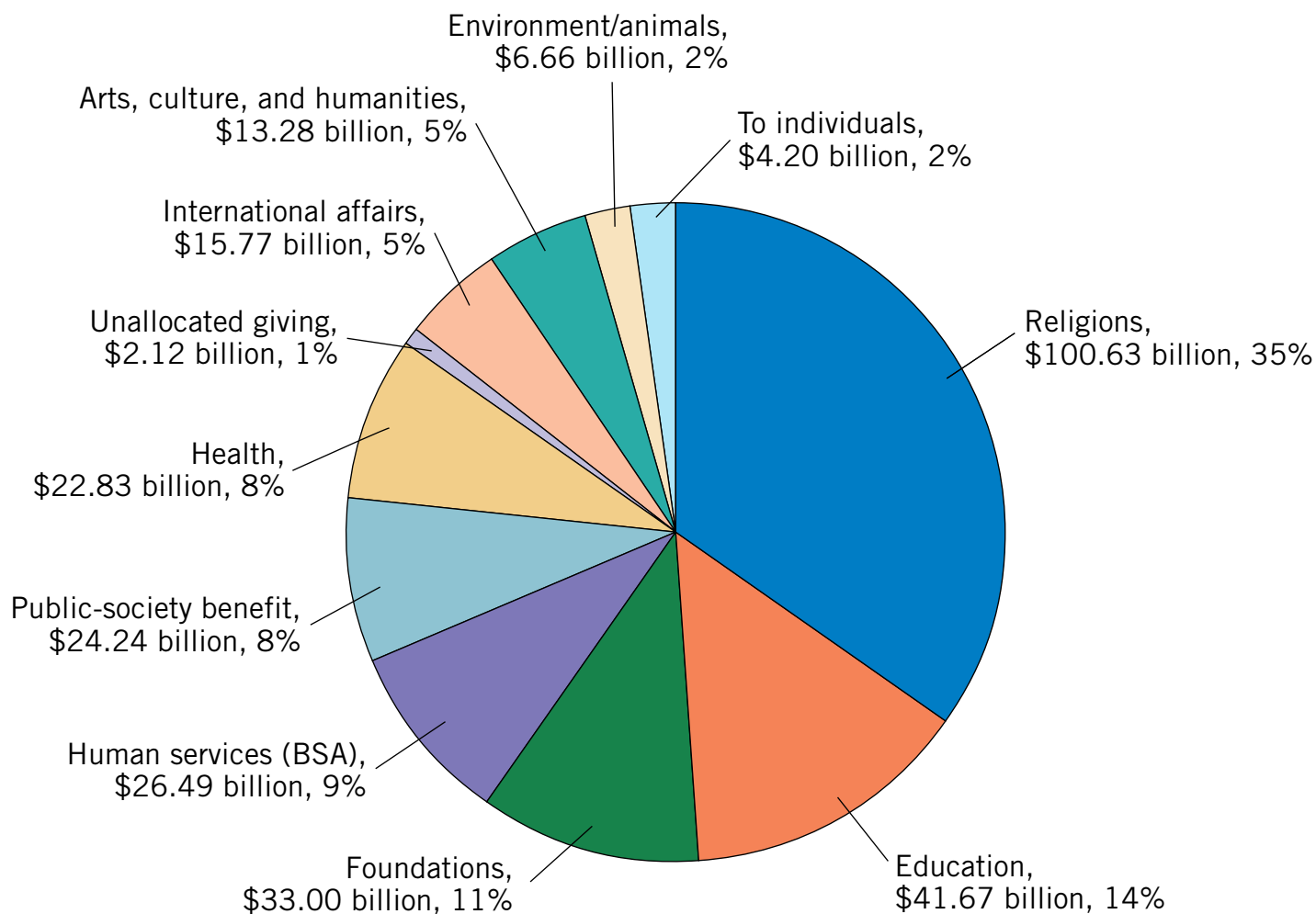


BOY SCOUTS OF AMERICA®

ENVIRONMENTAL SCAN 2012

Giving in the U.S. RECIPIENTS

2010 Recipients



Source: *Giving USA 2011*

- ♣ The Boy Scouts of America falls under the human services category.
- Compared to 2009, giving to human services in 2010 remained steady. However, giving to support organizations providing relief and recovery services to Haiti following the January 2010 earthquake was offset by losses experienced by many basic needs organizations.

—Giving USA 2011

- From 1998 to 2008, the number of charitable organizations registering with the IRS grew by over 60 percent, to more than 1.9 million tax-exempt organizations in the U.S. today.

—Independent Sector,
Scope of the Nonprofit Sector, 2011

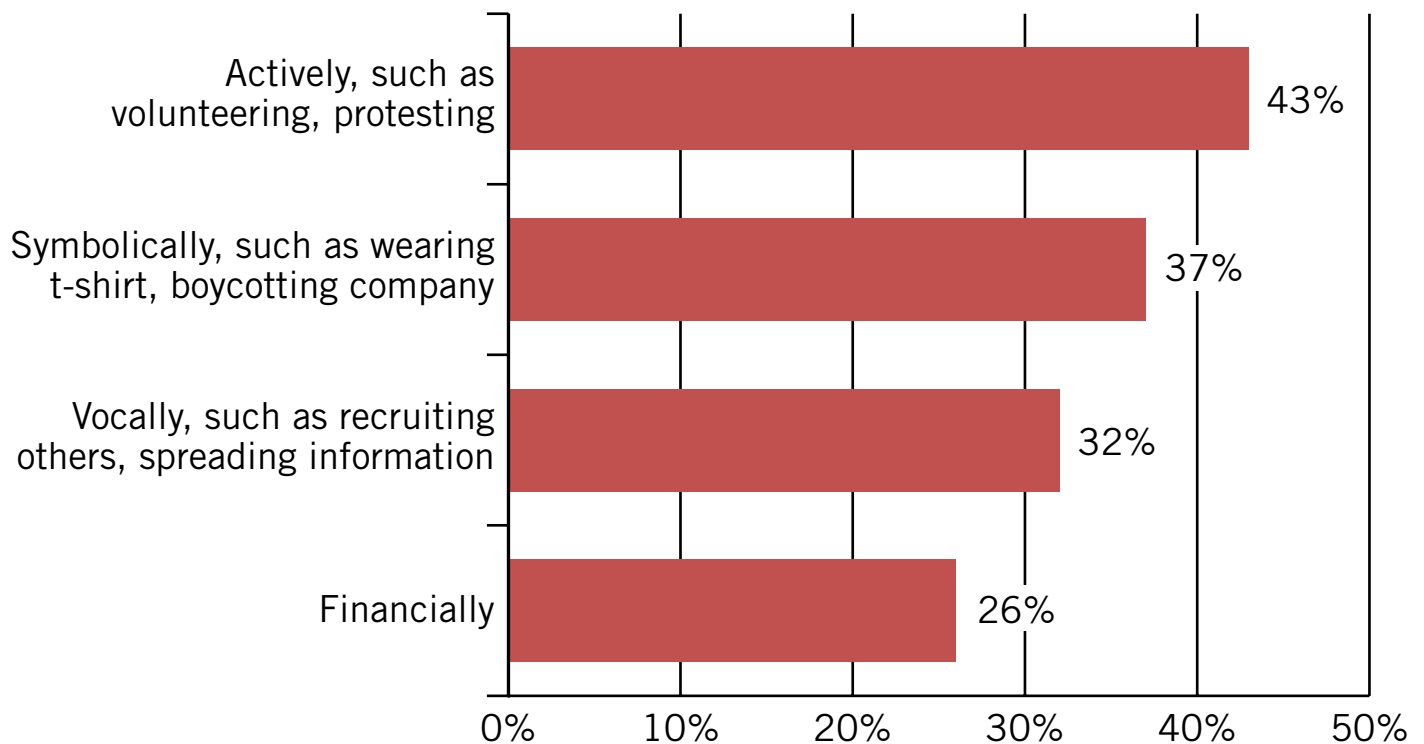


BOY SCOUTS OF AMERICA®

ENVIRONMENTAL SCAN 2012

Teens and CHARITABLE CAUSES

Teens Who Support Charitable Causes or Organizations



Source: *A Study About Teens, Charity, and Social Media*, Harris Interactive, World Vision

- 71 percent of teens support charitable causes or organizations actively (43%), symbolically (37%), vocally (32%), or financially (26%).
- Although nine in 10 teens (90%) feel it's more important than ever to help others that are less fortunate and 88 percent wish they could do more to help those in need, only 23 percent say they volunteer during their free time.

—A Study About Teens, Charity, and Social Media, Harris Interactive, World Vision

♣ One in five (20.4%) Boy Scouts in grades 6–12 belong to a community service club (in addition to the volunteer service they participate in through Scouting). This compares to 11.2 percent of boys in grades 6–12 who are not Scouts belonging to a community service club.

—2010 YouthBeat Report, C & R Research



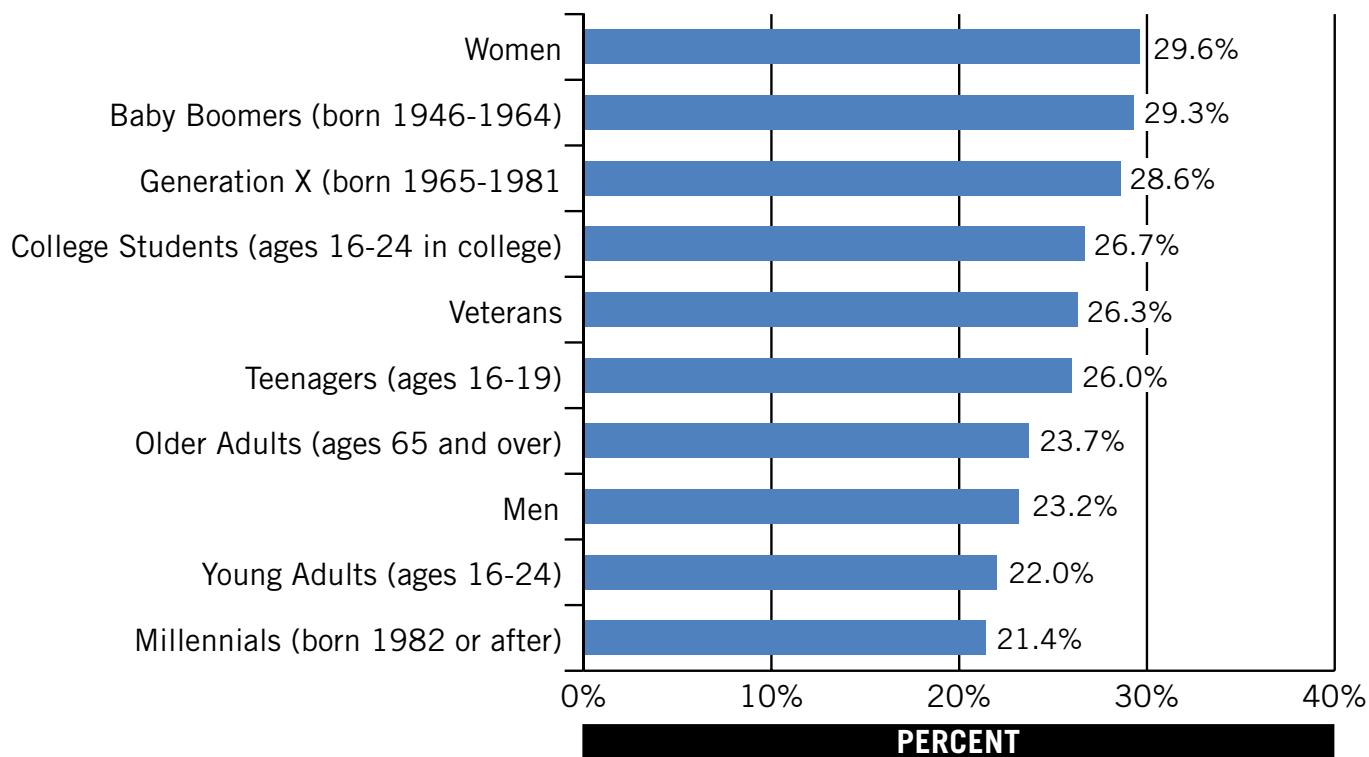
BOY SCOUTS OF AMERICA®

ENVIRONMENTAL SCAN 2012

VOLUNTEERS

in America

Average National Volunteer Rate 2008–2010



Source: *Volunteering in America, 2011*, Corporation for National and Community Service

- The estimated dollar value of volunteer time for 2010 is \$21.36 per hour.
- In 2010, about 62.8 million Americans gave about 8.1 billion hours of volunteer service, valued at \$172.6 billion.
- The volunteer rate decreased slightly from 26.8 percent in 2009 to 26.3 percent in 2010. The volunteer rate has been relatively steady since 2006.
- Long-term research reveals a volunteer lifecycle: higher volunteer rates in the teen years, dropping in early adulthood, growing from the mid- to late-twenties, peaking around middle age, and decreasing after middle age as age increases.

—Volunteering in America, 2011, *Corporation for National and Community Service*

- ♣ More than half of Boy Scouts (51.5%) in grades 6–12 say they have volunteered for a cause in the past month, compared to 22 percent of non-Scouts in the same grades.
- ♣ Three in 10 Cub Scouts (29.4%) in grades 1–5 say they have volunteered for a cause in the past month, compared to 14.5 percent of non-Scouts in the same grades.

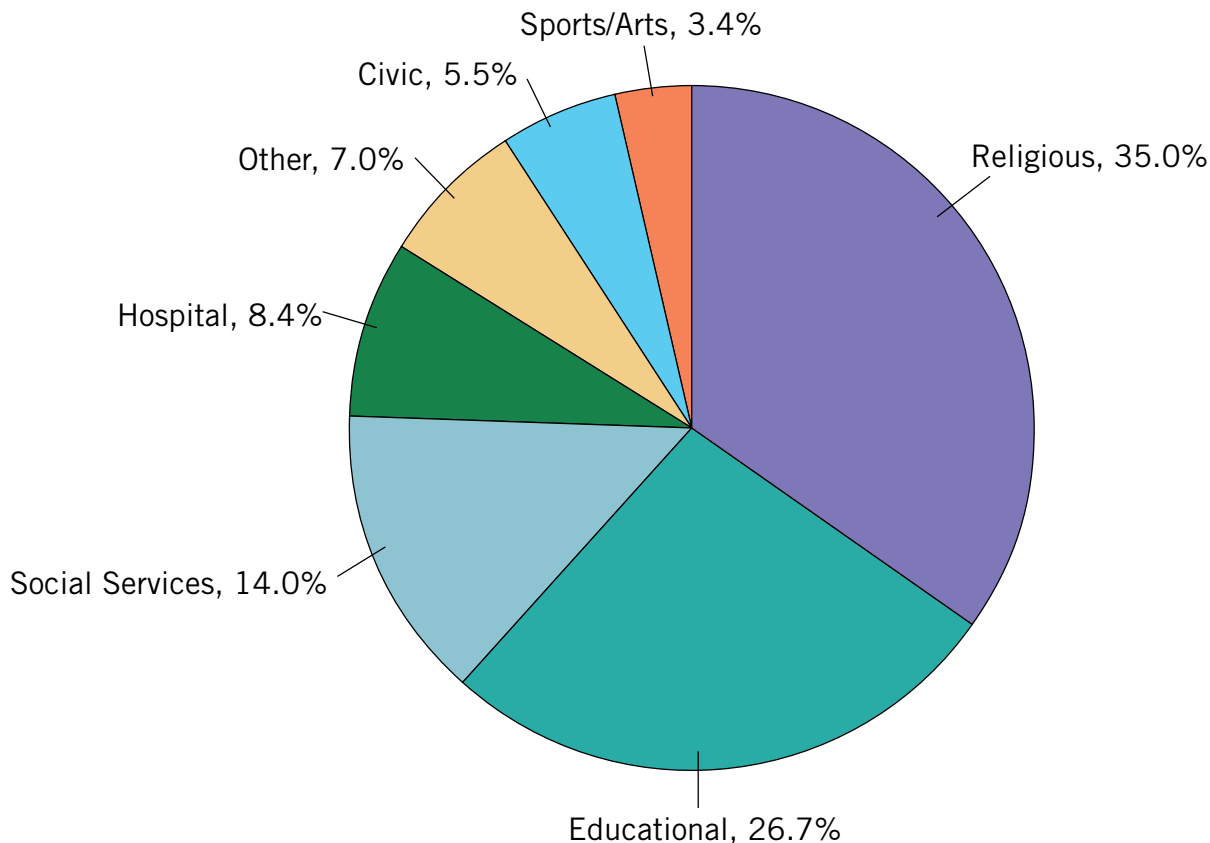


BOY SCOUTS OF AMERICA®

ENVIRONMENTAL SCAN 2012

WHERE People VOLUNTEER

Where People Volunteer (2008–2010)



Source: *Volunteering in America, 2011, Corporation for National and Community Service*

- Americans give most of their volunteer time to faith-based (35.0%) and educational (26.7%) institutions.
—*Volunteering in America, 2011, Corporation for National and Community Service*
- Teenage volunteers are significantly more likely to serve with educational or youth service organizations today (34.7% in 2005 vs. 26.8% in 1989). In fact, volunteering with a religious organization (30.3% in 2005 vs. 34.4% in 1989)

was the most common place that teenagers volunteered in 1989, but it is now the second most popular place for teenage volunteering, behind educational organizations.

- More teenage volunteers are also serving with social and community service organizations today (12.9% in 2005 vs. 7% in 1989).

—*Volunteer Growth in America, Corporation for National and Community Service, 2006*



BOY SCOUTS OF AMERICA®

ENVIRONMENTAL SCAN 2012