

# 180-MINUTE ROUNDTABLE FORMAT GUIDE

## District Roundtable Planning Outline

District: \_\_\_\_\_ Location: \_\_\_\_\_ Date: \_\_\_\_\_

GENERAL SESSION—180-MINUTE FORMAT (DESIGNED FOR QUARTERLY OR LESS THAN MONTHLY MEETINGS)			
Time Allotted	Activity	Person Responsible	Explanation
15 minutes	Preopening activity for combined Cub Scout and Boy Scout roundtables	Combined Cub Scout and Boy Scout roundtable staff	May include setup details such as who is responsible for unlocking and locking up facility, setting up tables and chairs, picking up materials from Scout office.
	Displays and information tables	Assigned as needed	Displays may be of new BSA materials, information on local events, or items of general Scouting interest (e.g., Scouting magazine, Boys' Life, Advancement News, etc.). Be sure to have people on hand to assist participants.
	Registration	Assigned as needed	May include responsibility for mailbox for unit communications
	Icebreaker or mixer		Activity to promote interaction as participants arrive
<b>Start on Time</b>			
40 minutes	<b>General Opening</b>		
1 minute	Welcome	ADC-RT	
1 minute	Prayer	Assigned to assistants or participants	
2 minutes	Opening ceremony	Assigned to assistants or participants	Vary opening to provide experience in demonstrating flag etiquette, the Scout Law, Core Values, etc.
10 minutes	Introduction and announcements	ADC-RT	Extra time allotted for several months' worth of materials to share. Include district and council activities and events. Introduce roundtable commissioners and staff and appropriate district volunteers.
12 minutes	Big Rock training topic 1	Use appropriate people from district based on the topic	Monthly training topic from choices available that can be used based on district's needs. All training topics should be covered during the program year.
12 minutes	Big Rock training topic 2	Use appropriate people from district based on the topic	Monthly training topic from choices available that can be used based on district's needs. All training topics should be covered during the program year.
2 minutes	Commissioner's Minute	ADC-RT	The Commissioner's Minute should be applicable to all program levels and applicable to all roundtable formats (e.g., same for a 60-minute roundtable or a 120-minute roundtable). May be related to Core Values, points of the Scout Law, aims of Scouting, etc.
20 minutes	Displays and information tables; refreshments and socializing; moving to and reconvening in separate program areas	Assigned as needed	Displays may be of new BSA materials, information on local events, or items of general Scouting interest (e.g., Scouting magazine, Boys' Life, Advancement News, etc.). Be sure to have people on hand to assist participants.

## Cub Scout Roundtable Planning Sheet—180-Minute Format

Cub Scout roundtable is a form of commissioner service and supplemental training for volunteers at the den and pack level. It is intended to give leaders examples for pack meeting ideas; information on policy, events, and training opportunities; and ideas for program, such as crafts, games, and ceremonies. The Cub Scout roundtable also provides an opportunity to share experiences and enjoy fellowship with others.

District: \_\_\_\_\_ Location: \_\_\_\_\_ Date: \_\_\_\_\_

(insert Core Value)

Cub Scout Core Value for month of \_\_\_\_\_

(insert theme)

pack meeting theme for the month of \_\_\_\_\_

CUB SCOUT ROUNDTABLE—180-MINUTE MEETING			
Time Allotted	Activity	Person Responsible	Explanation
40 minutes from start time	General Session		
20 minutes	Refreshments and travel from general session to Cub Scout session		Allow time for break, socializing, and dissemination of information
40 minutes	Combined Cub Scout leader session	Under leadership of Cub Scout roundtable commissioner	Combined Cub Scout leader session will focus on two or three months of Core Values and themes.
3 minutes	Icebreaker	Assigned to assistants or participants	
3 minutes	Ceremony/skit/song/game	Assigned to assistants or participants	Can come from the <i>Cub Scout Leader How-To Book</i> and other resources and should relate to the coming months' themes.
11 minutes	Tips for pack activities (2)	Assigned to assistants or participants	Should relate to the coming months' themes, but can be determined by the council or district.
18 minutes	Cub Scout interest topics (2)	Use appropriate people from district based on the topic	May be training highlight, annual pack events, timely topic, theme or Core Value of the month, advancement, record keeping, JTE, etc.
5 minutes	Q&A		
10 minutes	Movement time and short break		Allow restroom break
60 minutes	Cub Scout leader breakouts		Two or three months of program topics are covered. Program features for each group come directly from the <i>Den and Pack Meeting Resource Guide</i> .
	Den leaders 1. Hands-on activity highlight 2. Discussion topics	Assistant roundtable commissioner	Separate session for each group if possible: Activity highlight based on <i>Den and Pack Meeting Resource Guide</i> . Discussion topics suggested will include boy behavior, den management, etc.
	Webelos leaders 1. Hands-on activity highlight 2. Discussion topics	Assistant roundtable commissioner	Activity highlight based on <i>Den and Pack Meeting Resource Guide</i> . Discussion topics suggested will include boy behavior, den management, etc.
	Cubmasters 1. Hands-on activity 2. Discussion topics	Assistant roundtable commissioner	Also provide topics of interest for committee members to enhance the pack committee (or make this a separate breakout session if possible)
	Committee members Discussion topics	Assistant roundtable commissioner	Provide topics of interest for committee members to enhance the pack committee.
5 minutes	Closing/Commissioner's Minute	Assistant roundtable commissioner	Should be inspirational and encourage Cub Scout leaders to participate in future roundtables.
<b>End on Time</b>			
	<b>After the Meeting</b>		
	Team meeting	Cub Scout roundtable commissioner	Can be conducted now or at another time preferred by the team. Evaluate the current meeting; review attendance and plans for next meeting.

# BIG ROCK TOPIC PLANS

## EFFECTIVE ADVANCEMENT

### Time Available

7–8 minutes

### Learning Objectives

At the conclusion of this session, participants will be able to:

1. Understand advancement as one of the eight methods of Scouting.
2. Describe the progression of advancement through the program.
3. Identify resources to guide effective and appropriate advancement practices.

### Suggested Presenter(s)

The district advancement chair or a member of the advancement committee should present this topic. Alternately, a highly engaged unit advancement coordinator can present. Any presenter must be very familiar with advancement policies and procedures.

### Presentation Method

A short presentation is ideal for this Big Rock. Because the audience will most likely include Scouters from all program levels, the presentation should focus on the broad goals of advancement. Questions can be addressed after the meeting or in program-specific breakouts.

### BSA Reference Materials

1. Advancement Resources, [www.scouting.org/advancement](http://www.scouting.org/advancement)
2. *Guide to Advancement* 2013, No. 33088

### Presentation Content

- The mission of the Boy Scouts of America is to prepare young people to make ethical and moral choices over their lifetimes by instilling in them the values of the Scout Oath and Law.
- The aims of Scouting are character development, citizenship training, and mental and physical fitness.
- Advancement is one of the eight methods of Boy Scouting used by Scout leaders to successfully fulfill the mission and aims of the BSA.
- What is advancement? Advancement is the manner in which boys move from rank to rank within the Scouting program. This is achieved through a series of age-appropriate surmountable hurdles. The experiential learning through this process leads to personal growth and helps deliver the mission and aims of Scouting.
- Advancement is tailored to the youths' capabilities as they move up through the program.
  - In Cub Scouts, the motto is “Do your best.” Cub Scouts try new things, learn, and grow. Advancement recognizes them for trying and exploring as they learn.
  - In Boy Scouts, the Scouts do requirements exactly as written—no more, no less. They are expected to perform a specified task or meet a specified objective, and are recognized for successfully doing so.
  - In Venturing, the Scouts have more flexibility, and can even design their own recognition requirements within the program parameters.

- In all programs, the best advancement happens naturally as the outcome of an exciting and active Scouting program that engages the youth in a variety of fun learning and growth opportunities.
- Recognition for this growth is also a key part of advancement. Upon completing the requirements, the Scout receives an award representing his efforts and what he has achieved. These awards should be presented promptly not only to recognize his achievement but also to encourage him onward in his Scouting experiences.
- The BSA provides a series of policies and guidelines to run an effective advancement program in every unit. These provide a fair and appropriate standard for all Scouts in the program. Following these policies is an important part of operating a successful and high-quality program.
- The current *Guide to Advancement* is the definitive resource for BSA advancement policy. It is available in print from Scout shops or as a free PDF.
- Advancement resources are available at [www.scouting.org/advancement](http://www.scouting.org/advancement). These include links to the *Guide to Advancement*, educational materials, and various forms.
- Advancement education resources are available online and can be offered in local councils and districts.
- A few other important notes:
  - Remember, no unauthorized changes are allowed to the advancement requirements. Scouts are expected to meet the requirements—no more and no less—in order to earn their awards. Of course, Scouts are always encouraged to continue exploring and learning about topics that are most interesting to them as part of their continuing experience.
  - For Scouts with special needs, Section 10 of the *Guide to Advancement* provides information on specific policies and procedures the local council uses to support their success in the program.
  - Questions about advancement should be directed to the district or council advancement committee. After contacting these resources, if additional assistance is needed, any Scouter or family can send an email to [advancement.team@scouting.org](mailto:advancement.team@scouting.org).

### FAQs

- Scouters often have a number of questions about advancement policies and best practices. It is highly recommended that the presenter provide the contact information for the district advancement chair and council advancement committee. All Scouters should be referred to the *Guide to Advancement* and the local district and council contacts for support with advancement related questions.

# PREVENTING LEADER BURNOUT

## Time Available

7–8 minutes

## Learning Objectives

At the conclusion of this session, participants will be able to:

1. Define burnout.
2. Recognize burnout and its causes.
3. Prevent burnout.
4. Share information on recovering from burnout.

## Suggested Presenters(s)

A tenured Scouter, preferably one who is perceived as very active within the district or council, should present this topic. Another choice is a good delegator who shares the work with others.

## Presentation Method

A brief discussion is an ideal presentation. Slides or handouts may not be necessary, but can be provided following the presentation to help units take the information back to other leaders.

## BSA Reference Materials

- Leader and committee handbooks with tabs on the pages noting support roles that use other unit leadership to help share the task.

## Presentation Content

- Many expressions have been cleverly coined for volunteer burnout.
  - Fried/toasted/crackers/zoned out/zombified ...
  - It ceases to be funny when burnout is why volunteers stop doing what they are passionate about.
- What is burnout?
  - Burnout is a reaction to unrelieved, consistent, draining, sapping clusters of emotional and/or physical exhaustion.
  - It is a psychological descriptive for the experience of long-term exhaustion and diminished interest.
- Key causes of burnout (ask the audience to supply ideas)
  - Taking on too many responsibilities without receiving enough help from others
  - Unclear or overly demanding expectations
  - Feeling a lack of empowerment/control over one's work
  - Lack of recognition or rewards for good work
  - Lack of close, supportive relationships and/or adequate resources
  - Doing work that's monotonous or unchallenging
  - Working in a chaotic or high-pressure environment
  - Lack of personal time for relaxing and socializing
  - Being expected to be too many things to too many people
- Personality traits that can contribute to burnout
  - Perfectionist tendencies
  - Pessimistic views of self and the world

—Need to be in control; reluctance to delegate

—High-achieving, type A personality

- Signs of burnout
  - Signs can be subtle at first, but they worsen as time goes on.
  - Paying attention to the early warning signs can prevent burnout and the loss of good volunteers.
- Physical signs and symptoms of burnout
  - Feeling tired and drained most of the time
  - Lowered immunity; feeling sick a lot
  - Frequent headaches, back pain, muscle aches
  - Change in appetite or sleeping habits
- Emotional signs and symptoms of burnout
  - Decreased satisfaction and sense of accomplishment
  - Loss of motivation
  - Increasingly cynical and negative outlook
  - Feeling powerless or ineffective
  - Overreacting to frustrations (conflict)
  - Detachment; feeling alone
  - Sense of failure or self-doubt
  - Feelings of guilt
- Behavioral signs and symptoms of burnout
  - Procrastinating, taking longer to get things done
  - Loss of focus
  - Apathy
  - Skipping meetings/activities
  - Taking frustrations out on others
  - Withdrawing from responsibilities
- Preventing burnout
  - Clear position descriptions enable leaders to gauge their level of involvement.
  - Training clarifies expectations; prepares one for the position with program ideas and activities; and gives an understanding of available resources and how to use them.
  - Active, effective shared leadership lessens the burden and provides support and understanding.
  - Meaningful responsibilities help provide satisfaction and a sense of accomplishment.
  - Fun, interesting quality program helps prevent boredom.
  - Effective communication keeps everyone in the loop and informed; allows for expression of ideas and concerns; empowers leaders; and provides support to leaders.
  - Recognitions help give leaders a sense of accomplishment and make them feel appreciated.

## Recovering from burnout

- Slow down, take time off.
- Get support: Resist urges toward isolation.
- Acknowledge losses: idealism, role identity from position, sense of community.
- Reevaluate goals and objectives: what is truly enjoyed versus what was not enjoyable and created a sense of burden.
- Make changes: Take a break or find a new role with new challenges.

# COMMUNITY SERVICE

## Time Available

7–8 minutes

## Learning Objectives

At the conclusion of this session, participants will be able to:

1. Understand community service as a core part of the Scouting program.
2. See opportunities for Scouts to engage in community service.
3. Understand how community service ties into the Messengers of Peace program.

## Suggested Presenter(s)

The district Scouting for Food chair, the Order of the Arrow chapter advisor, and Scouters who volunteer for other community service organizations make ideal presenters. A chartered organization representative can discuss the benefits of Scout service projects to the chartered organization.

## Presentation Method

The presentation should include a discussion of the first two learning objectives and also offer unit leaders the chance to review materials for the third. Unit leaders should be encouraged to email a list of their favorite service projects to a designated source to be compiled and distributed to the units via the district website or the unit commissioners.

## BSA Reference Materials

- Journey to Excellence, [www.scouting.org/awards/journeytoexcellence/council\\_tips.aspx](http://www.scouting.org/awards/journeytoexcellence/council_tips.aspx)
- Conservation Good Turn, [www.scouting.org/boyscouts/resources/conservationgoodturn.aspx](http://www.scouting.org/boyscouts/resources/conservationgoodturn.aspx)
- Messengers of Peace, [www.scouting.org/Home/International/messengersofpeace/ServiceProjectIdeas.aspx](http://www.scouting.org/Home/International/messengersofpeace/ServiceProjectIdeas.aspx)

## Presentation Content

- Why do community service?
  - The Scout Oath, Scout Law, and Scout slogan include commitments to community service:
    - “On my honor, I will do my best ... to help other people at all times”
    - “A Scout is ... helpful, friendly, courteous, kind ...”
    - “Do a Good Turn Daily”
  - Advancement requires community service.
- Who should do community service?
  - All Scouts of all ages.
  - Adult Scout leaders and parents: to set a good example for the Scouts to follow.
  - Siblings: Some will become Scouts, and everyone should be taught this valuable ethic of helping others.
- When should Scouts do community service?
  - At all times (Scout Oath)
  - Daily (Scout slogan)

—Any day that ends with a Y

—NOT just when a Scout needs service hours for advancement

- What is community service?
  - Donated service or activity (in other words, with nothing in return); performed by someone or a group of people (it's not just giving money); and for the benefit of the public or its institutions (usually not for personal benefit).
  - However, other than an Eagle Scout service project, it can benefit someone directly, such as raking leaves for an elderly person or the family of a deployed soldier.
  - Other than an Eagle Scout service project, it can also benefit a BSA camp.
  - A unit fundraising event, such as a carwash or bagging groceries at a store, is not community service because the Scouts are getting paid.
- What kinds of community service can we do?
  - Journey to Excellence requires at least one annual service project to benefit each unit's chartered organization, but why stop at one per year? Ask the chartered organization what your unit can do for it. The organization's needs might change from year to year.
  - If your district has a districtwide service project, like Scouting for Food, each unit should participate to the best of its ability.
  - Other possibilities are endless, and limited only by your imagination.
  - Some suggestions can be found on the National Council Web page for the Conservation Good Turn Award.
  - Other suggestions can be found on the Messengers of Peace Web page.
- Must Scouts and units record their service projects? Why?
  - The Eagle Scout Service Project Workbook* requires the Scout to keep a log of the hours donated to the project by all helpers.
  - Rank advancement requires service hours, so the Scout needs to record his hours.
  - Journey to Excellence requires units to record projects and hours on the JTE website in order to get credit for the projects for their JTE score.
  - The BSA collects service project hours to demonstrate the value that Scouting provides to the nation. These hours are reported to the states and to Congress.
  - The BSA and local councils receive grants and foundation donations based on the amount of community service provided by Scouts.
- Are there awards for community service? While Scouts do not do community service just for awards, it is nice when they are recognized for performing service.
  - Rank awards recognize the service component along with other requirements.
  - Hornaday awards are available to units, Scouts, and adults.

- The Conservation Good Turn Award is available to Scouts and adults.
- The Hometown U.S.A. Award is available for Scouts who complete a conservation project.
- The World Conservation Award is available to Scouts.
- The Messengers of Peace award is a World Scout Committee service award that's available to Scouts and adults for conducting a service project in the spirit of world peace and the worldwide Scouting brotherhood.
  - Enter the project on the JTE service hours Web page.
  - Select Messengers of Peace from the service partner drop-down menu to get a certificate.
  - Use the certificate to acquire the award rings that go around the World Crest. Rings are available from Scout shops.
- Ask unit leaders to share service project ideas.
  - Allow a couple of minutes for verbal suggestions.
  - Ask all the leaders to submit ideas to a designated person who will compile the ideas and distribute them to the units for future reference.
- Answer any questions, and invite leaders to talk with the district committee after the roundtable for more detailed discussions.

# LEVERAGING BSA LITERATURE FOR A BETTER PROGRAM

## Time Available

7–8 minutes

## Learning Objectives

At the conclusion of this session, participants will be able to:

1. Review the available handbooks and manuals developed by the BSA.
2. Understand the importance of delivering the Scouting program as designed.
3. Recognize that there is a great deal of variety available in the program, but also certain minimum standards that ensure all Scouts have a great experience.

## Suggested Presenter(s)

The presenters should be veteran leaders who have seen the value of learning and implementing the program according to the available BSA literature and perhaps leaders who have struggled because they did not do so. Unit commissioners who have guided both types of units can also be good presenters for this topic.

## Presentation Method

Much of the presentation can be in the form of questions designed to make unit leaders think of times they have struggled because they haven't been given (or perhaps may not have followed) the appropriate manuals to complete a task properly. Then the presenters can discuss how the manuals and handbooks written by the BSA can help leaders properly deliver the Scouting program. The presenters should have copies of all the handbooks and manuals listed below, which could be borrowed from the local Scout shop or council office to use as props.

## BSA Reference Materials

- *Cub Scout Leader Book*, No. 33221
- *Cub Scout Leader How-To Book*, No. 33832
- *Troop Committee Guidebook*, No. 34505
- *Scoutmaster Handbook*, No. 33009
- *Patrol Leader Handbook*, No. 32502
- *Senior Patrol Leader Handbook*, No. 32501
- *Venturing Advisor Guide*, No. 34655
- *Venturing Crew Officers' Orientation* (video), No. AV-0322CD
- *Guide to Advancement*, No. 33088
- *Guide to Safe Scouting*, No. 34416
- Youth handbooks (There are handbooks for every level in the Scouting program.)

## Presentation Content

- Ask the following questions (perhaps by asking for a show of hands):
  - How many of you want simple, clear instructions before starting a complex assignment or assembling a complicated project?

—Does the process go as well as it could go when you don't read the manual carefully or you skip steps?

—Is it easier to follow the instructions or try to figure it out on your own?

—Have any of you seen a policy that people thought was unnecessary, but you had specific experience and knew why it was needed?

- Scouting may appear simple, but the delivery of the program can be complex. Ask the following questions (again a show of hands might suffice for answers):

—How many of you were instantly prepared for all of your Scouting roles the minute you agreed to do them?

—How many of you felt overwhelmed at the thought of being a new den leader or a new committee chair, or have seen a youth leader struggle?

—How many of you wondered where to get the information needed to perform the role well?

—How many of you know there is a manual or handbook for every adult Scouting position and many youth Scouting positions?

—How many of you felt you were better prepared to deliver a quality Scouting program after reading the manual or handbook for a new position?

- Not following the leadership handbook or manual can create problems for a unit. Ask the following questions:

—How many of you have sons or daughters who have complained that Scouting in their unit was boring or disorganized and wanted to quit?

—How many of you thought that one big reason was because the den leader, Scoutmaster, senior patrol leader, etc., didn't know what they were doing or didn't do it well?

—How many of you have been tasked with correcting situations that developed because a previous leader did not deliver the Scouting program well or ignored what was supposed to be done, either intentionally or not?

—How much more effort was required to correct an off-track program than it would have taken to deliver the program as it was intended?

—Have you encountered difficulties created by a leader who didn't do some things quite right because they followed what their predecessor did ("we've always done it this way in my unit")?

- To help provide consistent, safe, and effective programs, Scouting has developed a robust series of handbooks and manuals. They contain standards for performing each adult Scouting role easily, effectively, and in accordance with the requirements of the BSA.

—There is a manual for every leadership role. The ones for unit leaders are listed above. You cannot perform your role effectively unless you read those applicable to your position(s) and couple your reading with position-specific training.



—There is also a handbook for every rank in Cub Scouts, plus one for Boy Scouts and several for Venturing. Those handbooks promise your Scouts that they will receive a Scouting program as described in their handbooks. Please read their handbooks so you know what they have been promised that you will deliver to them.

—When leaders don't deliver what youth handbooks promise the Scouts, we can lose those youth from Scouting—because they either quit entirely or don't participate actively in the unit.

- Boy Scouting and Venturing are supposed to be youth-led, adult-enabled programs. Just as there are handbooks for adult leaders, there are handbooks for the youth leaders.

—Youth leaders may be less able to lead others than you are because they are young and are still learning these skills.

—There is a handbook for the senior patrol leader and one for the patrol leaders. They tell the boys how to perform their roles.

—Venturing officers (the equivalents of the senior patrol leader and patrol leaders) have an interactive training program instead of printed leadership handbooks.

—Your troop or crew will run more smoothly if you, as adult leaders, insist that your key youth leaders read their leadership handbooks, discuss questions with you, and implement the program as stated in the handbooks.

—Of course, if YOU also read those handbooks, you will be better prepared to answer their questions and guide them as they learn to be better leaders.

In addition to the handbooks and manuals for adult and youth Scouting positions and youth ranks, the BSA has developed special manuals for essential aspects of Scouting. Two of these are the *Guide to Advancement* and the *Guide to Safe Scouting*.

- The *Guide to Advancement* has been developed to ensure fairness and consistency in delivering the advancement component of Scouting. It will answer almost every question you have about properly implementing advancement.
- The *Guide to Safe Scouting* has been developed to help you manage risks while your unit is engaged in the many available Scouting activities. The *Guide to Safe Scouting* also discusses certain activities that cannot be conducted as Scouting activities, for the safety of your unit's adults and youth.

The program manuals provide the basic structures that help all leaders in Scouting. Once those basic structures are in place, there is tremendous latitude to plan and develop programs that will keep the interest of your youth and offer them a great Scouting program. It is a balance of following the program and providing new and exciting adventures based on what the youth want.

Invite leaders to talk with the district committee after the roundtable for more detailed discussions.

# PARENT ENGAGEMENT

## Time Available

7–8 minutes

## Learning Objectives

At the conclusion of this session, participants will be able to:

1. Understand why parents or guardians bring their boys to Scouting.
2. List the requirements for parents or guardians to participate in Scouting.
3. Encourage adult participation in Scouting.
4. Continue developing parents' or guardians' positive attitudes toward Scouting.

## Suggested Presenter(s)

The district membership chair, the unit committee chair, or an active parent should present this topic.

## Presentation Method

For the Big Rock, a brief discussion by the presenter is recommended. Provide a table with the reference resources and be available to answer questions.

## BSA Reference Materials

- *Youth Protection* (DVD), No. 100-023
- *100 Years of Scouting* (DVD), No. 36105
- *Baden-Powell: The Two Lives of a Hero*, No. 34366
- *Communicating Well* (DVD), No. AV-02DVD20
- Membership Inventory, [www.scouting.org/media/forms.aspx](http://www.scouting.org/media/forms.aspx)
- *This Is Scouting* (DVD), No. 36118
- Membership applications, No. 524-046 (youth) and No. 524-501 (adult)

## Presentation Content

- Increasing volunteerism is a key factor in successful units. Many hands make light work. Having many volunteers—each with a single, well-defined role—helps avoid burnout and bring families together in the Scouting program.
- Engaging parents (or guardians and other family members) in the program can happen in many ways, but the key is unit leadership that seeks out opportunities to invite people to assist in the Scouting experience.
- Policy considerations
  - All parents or guardians should take Youth Protection training, even if they are not volunteering. Youth Protection training provides relevant information for families and alerts families to critical BSA safety policies.
  - Any parent who accepts a registered leader role should also commit to completing the full training for that position.
- Making the ask—getting a parent engaged to help the unit
  - Parents or guardians bring their youth to Scouting for a large number of reasons. It is important to identify these reasons for each family so the needs of the youth can be met. But that reason can also be an opportunity to invite adults to support the program directly with time and talents.
  - Scouting will be a social and community experience for many families. Leverage their interests and skills to support the unit.
  - For the volunteer who is not able to take on a registered leader assignment, there are other tasks such as organizing the blue and gold banquet or assisting with a specific troop event.
  - The first volunteer experience is extremely important. A good volunteer experience is likely to leave the door open to help with future needs when asked.
- Tips for success
  - Ensure the roles are meaningful to the parent. People will not feel needed if there does not appear to be anything meaningful for them to do.
  - Supplying a mentor can make a real difference in the success a volunteer enjoys.
  - Holding too many positions is a prescription for disaster. The rule of “one volunteer, one job” should always be adhered to even if there are many things that need doing. Asking too much can turn a great volunteer into a poor performer.
- Say thank you and ask for feedback.
  - Be sure to thank a volunteer for any task they do! Thanking them publicly is even better.
  - It is very important to have a real discussion with volunteers concerning satisfaction with their role. The root causes of concerns and overall happiness need to be identified just as in the work world.
  - Volunteers are too precious to waste. Before negativity overwhelms the person, redirection can help refresh the energy and desire to serve. It is a lot easier to find a better fit than to find and train a new volunteer.
- Close with a reference to materials on increasing volunteerism and how to contact the district membership committee for specific support in increasing volunteerism at the unit level.

# ROLE OF THE DISTRICT COMMITTEE IN UNIT SUPPORT

## Time available

7–8 minutes

## Learning Objectives

At the conclusion of this session, participants will be able to:

1. Understand the role of the district committees.
2. See how each committee supports a specific function in helping units succeed.
3. Recognize that committees can be established by the district chair to provide for special needs, specific events, and unit support.

## Suggested Presenter(s)

The district chair or an assistant district chair should present this topic. A committee chair can also be very effective in explaining how the relationship between the district and the unit works.

## Presentation Method

The best approach to this discussion is to have opening remarks from the designated presenters. The objective is to build understanding about the services the district committees provide to units. Follow-up about questions or specific needs can occur after the meeting.

## BSA Reference Materials

*District Operations Handbook*, No. 34739

## Presentation Content

- Developing an ongoing dialogue between district committee members, units, and commissioners can do wonders in developing a successful Scouting program.
  - Committee members should be present at unit program events such as camporees, recognition dinners, and other activities, as well as regular participants at roundtables and other meetings where they can support the needs of units.
  - The presenter should close by briefly describing the committees in the district and provide a handout with contact information for each.
- The role of the district committee is to serve and support unit needs.
    - This begins by identifying the wants and needs of units.
    - Some are standard committees, such as camping and advancement, while others may be unique to each district.
    - Committees should be staffed by volunteers from various units, both large and small, and from all program aspects.
  - Individual committees should hold regularly scheduled meetings and report at district committee meetings to ensure service is being rendered to units.
    - Committee membership is a great introductory role for newer but excellent and enthusiastic Scouting volunteers.
    - It provides an opportunity for seasoned Scouters to mentor newer volunteers.
    - It provides important roles for Scouters who have served well at the unit level but are ready for new opportunities.
  - Functioning district committees are a critical means of ensuring good program delivery at the unit level.
    - Committee members can provide great assistance where units are struggling for lack of experience and have special needs that the district can support.
    - Unit commissioners can be very helpful in identifying needs and in asking the right district committee to provide assistance.
    - Questions asked by the units provide an opportunity to better realize the experience and needs the unit volunteers may have. Questions can be an “ice breaker” to developing great relationships.

# ROLE OF THE UNIT COMMISSIONER

## Time available

7–8 minutes

## Learning Objectives

At the conclusion of this session, participants will be able to:

1. Realize that a commissioner is not just another Scouting position.
2. Understand the basics of commissioner service.
3. Recognize that the commissioner is the link between the unit and the district and council.

## Suggested Presenter(s)

The district commissioner, assistant district commissioner, or unit commissioner should present this topic.

## Presentation Method

The presenter should display the commissioner patches (unit, assistant district, district, assistant council, council, assistant roundtable, Cub Scout roundtable, and Boy Scout roundtable).

Ask questions to stimulate discussion of the role of commissioner service and answer questions that unit leaders have.

## BSA Reference Materials

- Administration of Commissioner Service, No. 34501
- *Commissioner Fieldbook for Unit Service*, No. 33621
- *Commissioner Helps for Packs, Troops, and Crews*, No. 33618
- *Unit Performance Guide*, No. 522-025
- Commissioner Responsibility Cards, No. 34265

## Presentation Content

- What is the title of a volunteer who ...
  - has the wreath of service as part of their position patch?
  - is the liaison between the unit and the district and council?
  - is a friend of the unit?
  - makes regular visits to the unit?
  - supports unit on-time charter renewal and connects the unit with resources throughout the year?

If you answered unit commissioner, you are correct!

- Do you know your unit commissioner?
- When was the last time your unit commissioner visited your unit?
- The commissioner position is probably the least understood resource in Scouting.
- Besides the unit leader, the commissioner has the potential to have the greatest impact on the youth in the unit.
- The founders of the BSA noticed inconsistencies between early troops.
  - Daniel Carter Beard was appointed the first national commissioner to establish uniformity between troops.
  - In the 1940s, neighborhood commissioners were created.

—In the 1960s, neighborhood commissioners were renamed unit commissioners.

—The goal has been the same: to ensure units have the resources to provide a great Scouting experience to the youth.

- The role of the unit commissioner is to be a friend of the unit, to say “I care. I am here to help. What can I do for you?”
- Ideally, each commissioner will support no more than three units. The responsibility of unit commissioners is to see that they present the best Scouting program to the youth in their units.
- Ask “How have unit commissioners helped your unit?” This is accomplished by:
  - Being a friend to the unit.
  - Representing the ideals, principles, and policies of the BSA to the unit.
  - Assisting the unit when problems arise.
  - Sharing knowledge with the unit leaders based on past experiences and expertise from other units.
  - Counseling the unit in problem-solving.
- But in the end, it’s not really about the units we have; it’s about the youth they impact.

# TRAINED LEADERS—WHY AND HOW

## Time Available

7–8 minutes

## Learning Objectives

At the conclusion of this session, participants will be able to:

1. Understand the need for all adult Scouters to be fully trained for their positions.
2. Understand the need for ongoing and supplemental training.
3. Identify available training resources

## Suggested Presenter(s)

The district Cub Scout, Boy Scout, and Venturing training chairs are ideal presenters for this topic. These trainers will be well versed in the basic training required for unit leaders at all levels of the Scouting program, as well as supplemental training opportunities and special training needed for specific activities.

## Presentation Method

The presenters should describe the types of required position-specific training and pass out the “What Makes a Trained Leader?” handout. The presenters should also discuss the need for certain supplemental training, such as Safety Afloat. Finally, they should note that supplemental training is required for all Scouting position knots and mention when and where that training is available.

## BSA Reference Materials

- “What Makes a Trained Leader?” handout, [www.scouting.org/filestore/training/pdf/What\\_makes\\_a\\_trained\\_leader.pdf](http://www.scouting.org/filestore/training/pdf/What_makes_a_trained_leader.pdf)
- Adult training Web page, [www.scouting.org/training/adult.aspx](http://www.scouting.org/training/adult.aspx)
- eLearning Web page, <https://myscouting.scouting.org/Pages/eLearning.aspx>
- Unit Training Tracking Report, <https://myscouting.scouting.org/pages/UnitTrainingTrackingReport.aspx>
- CubCast and ScoutCast Web page, [www.scouting.org/Scoutcast.aspx](http://www.scouting.org/Scoutcast.aspx)

## Presentation Content

- Ask the following questions:
  - Training for Scout leaders is optional: true or false?
  - If you were trained years ago, you’re always trained: true or false?

Both are false. Some level of training is required for every leader position. And training should be refreshed periodically to keep current with changes in the Scouting program, as leaders change positions, and before undertaking certain activities. Importantly, Youth Protection training is required every two years.

- To make training more accessible, the BSA recognizes multiple options for training:
  - Group training: in person, face-to-face
  - Individual coaching: one-on-one training
  - Online and/or self-study: study guides or online; self-paced

- Why is adult leader training important?
  - Ask if other volunteer organizations to which they belong require training. Most do.
  - Ask if they would entrust their children to untrained sports coaches, untrained teachers, or untrained religious leaders.
  - Parents should not be expected to entrust their Scouts to untrained Scouters either.
  - Scouting requires a lot of knowledge to deliver the program well. Some of that knowledge is related to efficient operation of the den, pack, troop, or crew; some is about safe Scouting; some is related to advancement; and some provides specific skills for special activities. None of this knowledge is difficult to attain, and training provides a solid foundation for each leader.
  - BSA programs change from time to time. A leader trained in an older version will not be trained to properly deliver the new program unless he or she updates training periodically and learns about the latest changes.
  - All unit Journey to Excellence scorecards have a line item for which leader training is required to achieve Silver or Gold status.
- Required adult training consists of several levels:
  - Joining course: Youth Protection (available online on the eLearning Web page)
  - Orientation courses: Fast Start and This Is Scouting (both available online on the eLearning Web page)
  - Position-specific courses: All Cub Scout position-specific training is available on the eLearning Web page, as well as in person with the district training team. Boy Scout and Venturing position-specific training is available in person with the district training team.
  - Briefly review the “What Makes a Trained Leader?” handout so everyone knows the basic training required for their position.
- Supplemental and specialty training is available for special activities that pose a higher than normal risk of injury to Scouts.
  - Online training available on the eLearning Web page includes:
    - Safe Swim Defense (refresher required every two years)
    - Safety Afloat (refresher required every two years)
    - Climb On Safely
    - Trek Safely (refresher required every two years)
    - Physical Wellness (refresher required every two years)
    - Weather Hazards (refresher required every two years)
  - In-person outdoor training is required for certain leaders:
    - Introduction to Outdoor Leader Skills (required for Scoutmasters and assistant Scoutmasters)
    - Basic Adult Leader Outdoor Orientation (BALOO)—At least one BALOO-trained leader must be on every pack overnight camping trip other than council-sponsored summer camps.

- Outdoor Leader Skills for Webelos Leaders (OWL) is highly recommended for new Webelos leaders so they will have the skills to complete many of the Webelos activity badges.
- Advanced training includes:
  - Wood Badge (for all adult leaders)
  - Powder Horn (for adults in Boy Scouts and Venturing and Scouts over age 13 to help the unit plan and conduct a quality high-adventure program in the unit)
  - Seabadge (for Sea Scout leaders)
  - Philmont or Florida Sea Base training conferences (offerings for everyone)
- Other types of supplemental training include:
  - Roundtables: The training in this Big Rock topic is a form of supplemental training.
  - University of Scouting: If your council does not conduct a University of Scouting, check whether a nearby council does and consider attending that one.
  - CubCast and ScoutCast podcasts of important topics for Cub Scout and Boy Scout leaders are available online at the website listed above. Most are about 15 minutes long. New podcasts are added monthly, so check back frequently.
- Training awards are available and should be presented to recognize leaders who have made the commitment to be trained and offer a good program to Scouts. These recognize:
  - Being fully trained for the position
  - Attending roundtables, a University of Scouting, and other supplemental training while working on any of those awards
- The Scouter's Key has the same basic and supplemental training requirements for Cubmasters, Scoutmasters, crew Advisors, district committee members, and commissioners.
- All of them acknowledge that a leader cannot provide truly excellent service to youth unless he or she is fully trained.
- Tools exist to help track every leader's training status.
  - Unit committee chairs are required to ensure that the unit's registered leaders are fully trained, either directly or via a designated unit training coordinator. Unit commissioners should ensure that the unit committee chair or designee has up-to-date training records for all registered leaders.
  - Registered committee chairs should be able to review the training status for all leaders in the unit (at least for the online eLearning training) by logging onto the training tracking Web page at <https://myscouting.scouting.org/pages/UnitTrainingTrackingReport.aspx>.
  - Many commercially available software packages such as ScoutTrack and TroopMaster have training tracking modules that can be used to track training for courses that are not part of the BSA eLearning website.
- Indicate when and where the next in-person training will be available in your district, and indicate where leaders can get more information about training (district or council websites, etc.)

Answer any questions, and invite leaders to talk with the district training committee after the roundtable for more detailed discussions.

# **BIG ROCK TEMPLATE**

## **Time Available**

7-10 minutes

## **Learning Objectives**

## **Suggested Presenter(s)**

## **Presentation Method**

## **BSA Reference Materials**

## **Presentation Content**

# CUB SCOUT INTEREST TOPIC AND PACK ACTIVITY DISCUSSION GUIDES

**Table of Contents is live: Control-click on a month to go directly to it.**

August Roundtable . . . . .	45
September Roundtable . . . . .	48
October Roundtable . . . . .	50
November Roundtable . . . . .	52
December Roundtable . . . . .	53
January Roundtable . . . . .	55
February Roundtable . . . . .	56
March Roundtable . . . . .	58
April Roundtable . . . . .	62
May Roundtable . . . . .	63
June Roundtable . . . . .	65
July Roundtable . . . . .	67

These pages are intended to provide the assistant roundtable commissioners leading the breakout sessions some ideas for discussion and for activities for the leaders at the breakout.



# AUGUST ROUNDTABLE

## CUB SCOUT INTEREST TOPIC AND PACK ACTIVITY IDEAS FOR SEPTEMBER 2014

CORE VALUE: COOPERATION/THEME: UNDER THE BIG TOP

### MONTHLY PACK ACTIVITY

#### Start the Year with a BANG!



Use the *Cub Scout Leader How-To Book* as a reference for props, costumes, and program ideas. Discuss and list the various ways a pack can set up its fall activities to ensure the year starts off “with a bang” and captures the interest of all the boys.

Begin by mentioning that boys join Cub Scouts to go camping and do other outdoor activities. Ask leaders to share some of the fall activities they have organized, which could include family camping trips, day trips to parks or camps, bicycle events, fall harvest fairs, and much more. Discuss how these activities can stir the boys’ imaginations and make them eager for more.

Suggest that they launch the fall season with a “Cub Scout Sign-up Night,” using the “Under the Big Top” circus theme. What types of “circus acts” would be good? How about games that involve bicycle riding? And snacks—popcorn, of course! Or they could hold a pack-sponsored picnic with a service project at the chosen location to show that Cub Scouts help other people. Then they could finish with a campfire where the “circus acts” get to perform.

Finally, emphasize the need to have a “Plan B” ready in case of inclement weather. Since this is an introductory program for non-Scouts and their parents, keep the focus on games and activities that stress the aims of the BSA as well as the purposes and core values of Cub Scouting.

## CUB SCOUT INTEREST TOPIC

### Join Scouting Night

*Reference information detailed below is from the BSA website: <https://beascout.scouting.org>. This information can be used to formulate a discussion with families attending the unit Cub Scout Sign-up Night or an informational table for a school round-up program.*

For more than 80 years, Cub Scouts have been having the time of their lives making new friends and learning new things in an environment designed to help them succeed. From building his own pinewood derby car to learning how to roast the perfect marshmallow with his best friends at a campout, a youth will LOVE being a Cub Scout. If he’s in the first through fifth grades, or 7 to 10 years old, then it’s time for him to have some fun ... with the Cub Scouts.

The Cub Scouting program is uniquely designed to meet the needs of young boys and their parents, through offering fun and challenging experiences that boys and parents do together.

- Youth are looking for camping, hiking, racing, fishing, and swimming.
- Parents are looking for values, a variety of learning opportunities, and experiences through which their sons can build friendships, develop self-confidence, and learn social skills.

Boys grow up fast. It’s important to give your youth a valuable gift by encouraging them to join Cub Scouting. The time invested in a boy today will make a difference in the person he becomes tomorrow. Scouting is provided locally in neighborhoods across the country through churches, community organizations, or other groups of interested citizens.

Start this Interest Topic discussion by asking some common questions that interested adults might pose at an informational meeting (see [www.scouting.org/scoutsource/CubScouts/](http://www.scouting.org/scoutsource/CubScouts/)):

#### HOW OLD (OR YOUNG) CAN A BOY BE TO JOIN CUB SCOUTING?

Cub Scouting is for boys in the first through fifth grades, or 7 to 10 years of age. Boys who are older than 10, or who have completed the fifth grade, can no longer join Cub Scouting, but they may be eligible to join the Boy Scouting or Venturing program.

#### IS THERE A CUB SCOUT PACK IN MY AREA?

In most instances, yes: There are tens of thousands of Cub Scout packs in the United States and its territories, as well as packs that serve the families of U.S. citizens who live overseas. The “find a pack” feature at [www.joincubscouting.org](http://www.joincubscouting.org) will show you a sample of the units in your area.

#### IS IT POSSIBLE TO BE A CUB SCOUT IF THERE IS NOT A PACK IN MY AREA?

In rare instances where there actually is no pack in your area—which generally occurs only in rural areas or overseas locations—a single youth can become a Lone Cub Scout, working with an adult mentor to pursue the advancement program, and participating in activities with nearby packs when possible.

#### HOW CAN I BECOME AN ADULT VOLUNTEER IN CUB SCOUTING?

Express your interest to the pack leaders—the Cubmaster, chartered organization representative, or members of the unit committee. While there’s no guarantee that a specific role or position will be available—and there may be a selection process among several candidates even if the position is currently vacant—there is usually some way in which you can contribute, and most units are glad for any offer of help.

#### MUST I BE A U.S. CITIZEN TO JOIN CUB SCOUTING?

Citizenship is not required of youth or adult members. If you live outside the United States and are not a U.S. citizen, it may be more beneficial to join the Scouting association in your own nation. The World Organization of the Scout Movement provides contact information for all national Scouting organizations on its Web site at [www.scout.org](http://www.scout.org).

Some of the best things about Cub Scouting are the activities you get to do: camping, hiking, racing model cars, going on field trips, or doing projects that help your hometown and the people who live there. Cub Scouting means “doing.” In talking to interested youth, it’s good to share a few Cub Scout activity highlights:

#### BLUE AND GOLD BANQUETS

In February, when Scouting celebrates its “birthday,” packs across the country hold blue and gold banquets. In nearly all packs, the banquet is a very special event.

#### CUB SCOUT CAMPING

Learn to live in the outdoors. Camping takes you on exciting adventures into the natural world.

#### CUB SCOUT DERBIES

Racing in a Cub Scout derby is great fun. You’ll get to design your racing vehicle, work with a parent to build it, and see it perform on race day.

#### OUTINGS AND FIELD TRIPS

“Outing” is a big part of Scouting. Cub Scouts get out and about with many kinds of outdoor fun, such as field trips, hikes, nature, and conservation.

#### SERVICE PROJECTS

Doing service projects together is one way that Cub Scouts keep their promise “to help other people.”

Discuss the importance of the Cub Scout uniforms and awards. When you see someone in a uniform, you know they belong to a specific group. A policeman wears a uniform and so does a doctor and a fireman. Cub Scouts wear uniforms too. If youth are in first, second, or third grade, they wear a blue shirt, blue pants, and a neckerchief in the correct color: orange for Tigers, yellow for Wolves, and blue for Bears.

Some Webelos Scouts wear the blue shirt and some wear the khaki shirt—the same one the Boy Scouts wear. All Webelos wear the Webelos neckerchief, which is yellow, blue, and red plaid. The blue and yellow is to remind them they are still in a pack, and the red is to remind them they will be moving to Boy Scouts soon. There are other parts of the uniform: pants, belt, socks, and a hat. If a Webelos Scout wears the blue shirt, he will wear the blue pants and the Webelos hat for his den. If he wears the khaki shirt, he will wear green pants but still wear the hat for his den.

Other topics of interest to potential Cub Scouts and their families:

**The Advancement Trail.** On the advancement trail, a Cub Scout progresses from rank to rank, learning new skills as he goes. Each of the ranks and awards in Cub Scouting has its own requirements. As youth advance through the ranks, the requirements get more challenging, to match the new skills and abilities learned as they get older. (Show examples of the badges for the Bobcat, Wolf, Bear, and Webelos ranks.)

**Academics and Sports Program.** This program is a chance for youth to try something new, do their best, and earn recognition all at the same time. They learn skills, become better scholars, learn sportsmanship, and have fun. A diverse range of subjects and sports are offered, from astronomy, chess, computers, and science to golf, hiking, tennis, and skateboarding, just to name a few. The belt loops and pins they earn are a great way to help fulfill the aims of Scouting—building character, developing citizenship, and encouraging mental and physical fitness. (Show various examples of the loops and pins.)

**Cub Scout Outdoor Activity Award.** Tigers, Wolf and Bear Cub Scouts, and Webelos Scouts may earn the Cub Scout Outdoor Activity Award. This award recognizes a Cub Scout for taking part in outdoor recreation and conservation projects. In many cases, he can earn this award while doing other Scouting activities.

**Religious emblems.** To encourage members to grow stronger in their faith, many religious groups have programs for young people to earn a religious emblem. The Boy Scouts of America approves of these programs and allows the religious emblems to be worn on the official uniform.

**Cub Scout World Conservation Award.** Webelos Scouts can earn the Cub Scout World Conservation Award by earning the Forester, Naturalist, and Outdoorsman activity badges and taking part in a den or pack conservation project.

**Cub Scouting’s Leave No Trace Awareness Award.** Leave No Trace (LNT) is a plan that helps people take better care of the environment and protect it for future generations.

**Emergency Preparedness Award.** “Emergency preparedness” means being ready for all kinds of emergencies. It means you’re prepared and able to save lives and property in times of trouble and to help a community—or even a nation—get back to normal after a disaster happens. The BSA has approved this award to encourage Scouts of all ages to be prepared for emergencies.

**The BSA Fun with the Family Award.** This award program includes a series of activities designed to help strengthen all families—whether two-parent, single-parent, or nontraditional. This program was designed to help families accomplish worthy goals while building and strengthening relationships among family members. All family members are encouraged to participate and may earn the award.

More resources include:

**Handbooks for each rank.** Each Cub Scout has a handbook to help him along the trail. Tigers (first grade) use the *Tiger Cub Handbook* with activities in the den, at home, and in the community. Wolf Cubs (second grade) have a handbook that will help them along the Wolf Trail where they learn more about themselves and their families. Bear Cubs (third grade) have a handbook that takes them even further, and they get to choose the achievements they complete. Webelos (fourth and fifth grade) have a larger handbook with 20 activity badges they can work on during the two years they are Webelos.

**Boys’ Life magazine.** *Boys’ Life* is full of stories, games, jokes, and letters that are fun to read. Scouts will be learning new things while reading.

**Scouting magazine.** Another good source of information is *Scouting*, published several times each year for registered adult leaders in any capacity.

**Training.** The Boy Scouts of America offers convenient training for everyone—parents, leaders, and youth members. As a parent, you can learn all about Cub Scouting and the wonderful year-round adventure your son is about to experience. Log onto [www.scouting.org](http://www.scouting.org), click the “Parent” tab, then “Training,” and you will discover all of the courses available. Create a “My Scouting” account and get started.

**Youth Protection.** Child abuse is a serious problem in our society, and unfortunately, it can occur anywhere, even in Scouting. Youth safety is of paramount importance to Scouting. For that reason, the BSA continues to create barriers to abuse beyond those that have previously existed in Scouting. The Boy Scouts of America places the greatest importance on providing the most secure environment possible for its youth members. To maintain such an environment, the BSA has developed numerous procedural and

leadership selection policies, and provides parents and leaders with numerous online and print resources for the Cub Scout, Boy Scout, and Venturing programs. Youth Protection training is required for all BSA-registered volunteers. New leaders are required to take Youth Protection training before submitting an application for registration. The certificate of completion for this training must be submitted at the time the application is made and before volunteer service with youth begins. Youth Protection training must be taken every two years. If a volunteer's Youth Protection training record is not current at the time of recharter, the volunteer will not be registered. We encourage all parents to take the BSA's Youth Protection training. To find out more about the Youth Protection policies of the Boy Scouts of America and how to help Scouting keep your family safe, see the Parent's Guide in any of the Cub Scouting or Boy Scouting handbooks, or go to <http://www.scouting.org/Training/YouthProtection.aspx>.

## How Much Does Scouting Cost?

- Registration fee—an annual fee for youth and leaders. It goes to National.
- Pack dues—The amount varies by pack, depending on money-earning projects conducted by the pack to decrease the amount needed to run the pack program.
- Uniform—The uniform and its cost vary by program for both youth and adult. Uniforms may also be purchased at your local Scout shop.
- Books—Youth handbooks are the *Tiger Cub Handbook*, *Wolf Handbook*, *Bear Handbook*, and *Webelos Handbook*. Each boy should have his own copy.
- Adult leaders use the *Cub Scout Leader Book*, the *Cub Scout Leader How-to Book*, the *Den & Pack Meeting Resource Guide*, and the *Webelos Leader Guide*. See [www.scoutstuff.org](http://www.scoutstuff.org) or your local Scout shop for these and a wealth of other reasonably priced resources.

Finally, here are some more specific informational details that can be shared with the interested parents and given to them in a handout format. The blanks can be filled in by the unit Cubmaster prior to a Scouting sign-up night.

**Your den is in a pack.** The den belongs to an organization chartered by the Boy Scouts of America (BSA) to operate a Scouting unit (a chartered organization). Our Chartered Organization is \_\_\_\_\_. The chartered organization approves leadership, helps secure a meeting place, and makes sure that the pack works within the guidelines and policies of their organization as well as those of the BSA.

**Your pack is a member of a district.** A district is a geographic area of the BSA local council that helps support the pack in providing a successful and high-quality program. An employee of the local council, a unit-serving executive (district executive), is assigned to assist the packs in your district. Your district also has a volunteer team called the commissioner staff. They are a “service team” that checks on the program “health” of your pack, and they are a communication link between your pack and the local council. A commissioner is assigned specifically to assist your unit.

**All leaders need training to be effective.** Your pack also has a pack trainer to oversee adult and youth training. The pack trainer should be able to get you all the information you need to become trained. Your district provides online or CD-ROM-based training for adult volunteers in how to be successful leaders. Call your district training chairman or district executive for additional training information.

Your district is one of several in the BSA local council. The professional staff at your council service center can help or will get you in touch with someone who can.

For each family that joins:

My son is in Pack \_\_\_\_\_, which meets at \_\_\_\_\_ (location) at \_\_\_\_\_ (time) on \_\_\_\_\_ (day and week of month).

He is in Den \_\_\_\_\_, which meets at \_\_\_\_\_ (location) at \_\_\_\_\_ (time) on \_\_\_\_\_ (day of week).

Our pack's chartered organization is \_\_\_\_\_ .  
 Our pack is in District \_\_\_\_\_ .  
 Our local council name is \_\_\_\_\_ .  
 Phone# \_\_\_\_\_ .  
 Website \_\_\_\_\_ .

Another way to convey unit information is to order copies of the BSA's *Cub Scout Parent Information Guide* through the council service center and hand out a copy to families attending the sign-up night. The eight-page guide is also available in PDF form at [www.scouting.org/filestore/pdf/520-259.pdf](http://www.scouting.org/filestore/pdf/520-259.pdf).

# SEPTEMBER ROUNDTABLE

## CUB SCOUT INTEREST TOPIC AND PACK ACTIVITY IDEAS FOR OCTOBER 2014

CORE VALUE: RESPONSIBILITY/THEME: DOLLARS AND SENSE

### MONTHLY PACK ACTIVITY

#### Pack Camping

Lead a discussion on the program benefits of camping:

Most boys join Cub Scouting because of the outdoor activities, and they have a natural curiosity about their surroundings. Many boys experience their first organized outdoor adventure as Cub Scouts. Introducing them to fun and adventure in the outdoors will benefit them as they mature through the program, and they will grow in their enthusiasm for continuing into Boy Scouting.

Organized outdoor activities at the den, pack, district, and council levels fulfill the promise made to our Cub Scouts. Young boys have a great desire for outdoor fun, excitement, and adventure. These experiences encourage them to spend quality time with family and friends. Council camps that are well operated and maintained, as well as outdoor events directed by qualified, trained leaders, play a vital role in this. Advanced planning will help leaders get the training needed to meet BSA requirements and accomplish the program goals of their units.

Every pack's annual plan should include day camp or resident camp and many other outdoor activities. Pack camping applies to all these Cub Scout program criteria:

- The activity is youth-, parent- and family-oriented.
- The activity is conducted with adult supervision.
- The activity is discovery-based.
- The Cub Scouts are asked to do their best.
- Advancement occurs as a natural part of a well-planned program.


### Outdoor Activity Checklist

- ✓ Obtain permission from parents or guardians for activities that are held away from the regular den and pack meeting places.
- ✓ File a tour plan if necessary. Check with your local council on its policies regarding field trips in your council.
- ✓ Be sure to have enough adult leaders for the activity.
- ✓ Check out the site before the activity. Check on reservation procedures, restroom facilities, availability of adequate drinking water, and any potential hazards.
- ✓ Use the buddy system. Coach the boys in advance on what to do if they get lost.
- ✓ Carry a first-aid kit and know how to use it. Be prepared with emergency procedures.
- ✓ Arrange adequate and safe transportation.
- ✓ Always leave a site in its natural condition.

**Two-deep leadership required.** It is the policy of the Boy Scouts of America that trips and outings may never be led by only one adult. Two registered adult leaders—or one registered adult leader and the parent of a participant, one of whom must be 21 years of age or older—are required for all trips and outings. The chartered organization of any Cub Scout pack, Boy Scout troop, Varsity Scout team, or Venturing crew has the responsibility to stress to the

committees and leaders of the unit that sufficient adult leadership must be provided on all trips and outings.

Good planning is essential, and all outdoor activities should be appropriate for the target age group. Two important resources, *Age-Appropriate Guidelines for Scouting Activities* (Item No. 18-260) and the *Guide to Safe Scouting* (No. 34416), are available on the BSA website, [www.scouting.org](http://www.scouting.org).



### Other Resources

- *Cub Scout Leader Book* (No. 33221)
- Cub Scout Outdoor Program Guidelines—  
<http://www.scouting.org/filestore/pdf/510-631.pdf>
- Pack Overnighter Site Approval Form—  
<http://www.scouting.org/filestore/CubScoutMeetingGuide/PDF/13-508.pdf>

### The Cub Scout Outdoor Program

Camping at the Cub Scout level introduces boys to the outdoors and helps them develop outdoor skills at an age-appropriate level that will be applied more thoroughly as a Boy Scout. As Cub Scouts progress, the opportunities for outdoor adventures become more challenging.

### Family Camp and Pack Overnights

Cub Scout family camping falls into two categories:

**Council-organized family camps** are overnight events involving more than one pack, with the local council providing all of the elements to enhance the outdoor experience, such as staffing, food service, housing, and program. These are often referred to as parent-pal or adventure weekends. Family camps should be conducted by trained leaders at sites approved by the local council. Youth should be under the supervision of a parent, guardian, or other responsible adult. Council-organized family camps must be conducted in accordance with the National Standards for Council-Organized Family Camps, No. 430-408.

**Pack overnights** are events involving more than one family from a single pack, focused on age-appropriate Cub Scout activities and conducted at council-approved locations. If siblings participate, the event must be structured accordingly to accommodate them.

Adults giving leadership to a pack overnighter must complete Basic Adult Leader Outdoor Orientation (BALOO, No. 34162) and be present during the campout. BALOO trains participants to properly understand the importance of program intent, Youth Protection policies, health and safety, site selection, and sufficient adult participation. Packs must use the tour plan, No. 680-014.

Besides pack family camping, the Cub Scout Outdoor Program includes:

**Cub Scout Day Camp.** Day camp is organized by the council and is a one- to five-day program for Tigers, Cub Scouts, and Webelos Scouts. It is conducted under certified leadership at an approved site and during daylight or early evening hours. Day camp does not include any overnight activities.

**Cub Scout/Webelos Scout Resident Camp.** This is a council-organized, theme-oriented overnight program that runs from two to five nights. It is conducted under a certified National Camping School-trained director at a camp approved by the council. A parent or guardian should accompany each Cub Scout/Webelos Scout. Note that Tigers are not eligible to attend resident camp. The camp must have a dining facility.

**Webelos Den Overnight Camping.** Webelos Scout overnighters introduce a boy and his parent to the basics of the Boy Scout camping program. These campouts are conducted under the leadership of a trained Webelos den leader and include two to six nights of camping. Webelos dens are encouraged to have several overnight campouts each year. These campouts should be parent-son events, under the direction of the Webelos den leader.

## CUB SCOUT INTEREST TOPIC

### Bobcat Badge

Review the current requirements for earning the Bobcat badge. Discuss appropriate ceremony ideas. Remind participants that this badge teaches the ideals of Scouting and that all boys must earn the Bobcat badge when they sign up for Cub Scouting, regardless of when they start the program. Ask participants to share how their packs have encouraged parents to help their son earn the badge, as well as creative ways to help Cub Scouts learn the Cub Scout Promise and Law of the Pack. Review the Bobcat requirements with the group and ask for ideas on how to make learning the requirements fun. Be prepared with ideas of your own.

When a boy is between the ages of 6 and 11 years old or is (at least) in the first grade, he can become a Cub Scout. But, regardless of a qualifying boy's age, he must complete the Bobcat Trail as the first step in his Cub Scouting adventure.

In Rudyard Kipling's collection of stories, *The Jungle Book*, the black panther Bagheera is the mighty hunter that teaches the cubs the skills needed for life in the jungle. In Cub Scouting, we use the symbol of the Bobcat. You'll find his trail in the *Tiger Cub Handbook* (No. 34713), the *Wolf Handbook* (No. 33450), the *Bear Handbook* (No. 33451), and the *Webelos Handbook* (No. 33452). Along this trail, a boy learns the Cub Scout Promise, the Law of the Pack, and the Cub Scout motto. These are the three most important things a boy must learn because they will help him through all of the trails of Scouting.

The Bobcat badge should be ceremoniously presented as soon as possible at a pack meeting. Boys and parents should be inducted into Cub Scouting with the Bobcat ceremony. Suggest the sample ceremony below (or roundtable commissioners may substitute a preferred text). Then end by discussing the change coming in 2015 when Scouting goes to One Oath/One Law. See the "Preparing for 2015" section in this *Planning Guide*.

## BOBCAT BADGE CEREMONY

Materials: badges with pins (or tape) for affixing to uniform; campfire prop (optional).

**Akela:** The spirit of Cub Scouting burns here as it does in the hearts of Cub Scouts everywhere. The Cub Scout spirit is like a campfire. We must add wood to the fire or it will go out. In the same manner, we must add new boys to our pack, or the Cub Scout spirit will go out.

**Baloo:** We have (number) boys who have earned the right to join our pack.

**Akela:** Are they ready to join in the Cub Scout spirit?

**Baloo:** Yes, and they have learned the ways of our tribe. They have learned the Cub Scout Promise, the Law of the Pack, the Cub Scout motto, and their meanings. They have also learned the meaning and proper use of the Cub Scout sign, salute, and handshake. They know the meaning of Webelos. These are the boys ready to join our pack. When I call your name, come forward with your parents. (Baloo calls the boys who are to receive the Bobcat badge.)

**Akela:** Parents, we are about to induct your son into our pack and present you your son's Bobcat badge. So parents, please join Baloo in pledging to help your sons.

**Baloo:** Parents, please make the Cub Scout sign and repeat after me:

- As a parent of a Cub Scout,
- I will do my best to help my boy live up to the Cub Scout Promise
- And to obey the Law of the Pack.
- I will work with my boy on his achievements and projects.
- I will attend the pack meetings
- And help as needed to make the pack go.

**Akela:** Now we will present you with your son's Bobcat badge. Please pin the badge to his uniform now. There is a parent's pin attached to the card to remind you of your pledge tonight to help your son, and to remind you that Scouting is a family program. (Both Akela and Baloo hand the badge to parents and congratulate the new Bobcats with the Cub Scout handshake.)

**Akela:** Will the new Bobcats join Baloo and me in saying the Cub Scout Promise?

**All:** I, \_\_\_\_\_, promise to do my best to do my duty to God and my country, to help other people, and to obey the Law of the Pack.

(Baloo leads the blastoff cheer, or another favorite cheer.)

# OCTOBER ROUNDTABLE

## CUB SCOUT INTEREST TOPIC AND PACK ACTIVITY IDEAS FOR NOVEMBER 2014

CORE VALUE: CITIZENSHIP/THEME: GIVE GOODWILL

### MONTHLY PACK ACTIVITY Pack Good Turns

Cub Scouts learn about the spirit of Scouting by performing a good deed for someone in need during the holiday season. Making gifts for friends and family is a fun part of the celebration of the season. Keeping service to God and others in mind, have your den collect donated food or gift items for an “adopted” family in need. Encourage families to clean out closets for unused toys and outgrown clothes—all in good condition—which can then be donated to local collection sites. Conduct a packwide collection of winter blankets or coats and gloves for the homeless. Plan an outing to work in a soup kitchen or homeless shelter. Make decorations to brighten a nursing or other care facility, or sing carols for the people who live there. The opportunities to “Do a Good Turn” are endless.

Also mention that all units are encouraged to do at least one Good Turn each year for their chartered organization. Leaders can find ideas for Pack Good Turns in “Special Pack Activities,” section 6 of the *Cub Scout Leader How-To Book*.

### CUB SCOUT INTEREST TOPIC Blue and Gold Banquet

The blue and gold banquet is the most exciting event on the Cub Scout calendar. It is the birthday celebration of Cub Scouting. Every family in the pack can take part in its planning and execution.

The banquet is held in February, as this is the anniversary month of the Boy Scouts of America. The BSA began in 1910, and Cub Scouting began 20 years later. The banquet gets its name from the Cub Scout colors—blue and gold.

The 2015 theme should be decided by November or December so that the den leaders have time to plan what will be done at their January and February den meetings. This session is intended to get people moving and doing the planning needed to be successful. There will be another Blue & Gold session at the January roundtable to discuss decorations, programs, skits, who to invite, costumes, etc.

### Web Resources

- <http://www.pinterest.com/lrumburg/blue-and-gold-ideas/>
- <http://lyndel.net/blueandgold/planningguide.pdf>
- <http://www.ocbsa.org/wp-content/uploads/2011/06/Blue-Golf-Banquet-for-Website.pdf>
- <http://www.nlcbasa.org/files/d/usr/1442/CSRT%20Jan%20Blue%20&%20Gold.pdf>
- <http://scoutingmagazine.org/2000/10/ideas-for-cub-scout->

[blue-and-gold-banquets/](#)

- <http://www.deseretpeakcubscouting.com/resources/January%202013%20Blue%20%26%20Gold%20Theme%20Night%20Roundtable%20Handout.pdf>
- <http://balancingeverything.com/2013/02/19/blue-and-gold-banquet-ideas/>
- <http://www.nothingbutcountry.com/2013/04/western-cowboy-theme-cub-scout-blue-and-gold-banquet-2013/>

### Planning Banquet

To be successful, the banquet must be planned well in advance. The pack committee selects a banquet chairman, who then recruits helpers to carry out the responsibilities listed below. Try to involve as many people as possible, and avoid giving den leaders too many additional responsibilities; they will be busy working with their dens.

**What Type of Meal?** There are several options a pack may consider. One is potluck, where each family brings a dish to share with everyone else. Be sure to have them provide enough for their family plus two people, since there will be guests attending. Another option would be for the pack to purchase and supply the meat and other items such as paper products, utensils, and beverages. Each den could be assigned salads, vegetables, breads, or desserts. If the pack budget allows, you may decide to have the meal catered. This is the easiest way to go, but also the most expensive.

**How Will the Pack Pay for It?** Some packs pay for all of the costs by including the banquet in their annual budget and earning sufficient funds through popcorn sales or other fundraisers throughout the year. Other packs charge those attending (if the meal is catered). A good idea is to add \$1 per person to cover the cost of decorations and guest dinners, unless your pack can afford the extra cost. Another option is to have the entire event sponsored by a local business.

**How Much Food and Seating?** It's best to require that families make reservations; this way, you can avoid having too much food or too little. A simple RSVP on each invitation could be returned along with payment in advance, if you are charging admission.

**Decorations, Invitations, Programs?** It is always more fun for Cub Scouts to be involved in their banquet. If your pack decides the boys will make some of the decorations in their den meetings, be sure to enlist some parents to help them. The printed programs could be assigned to a parent; ask if anyone in the pack is skilled at doing this or works at a print shop. Remember to use the talents and resources of all your families.

## Planning Checklist

Select the date, time, and location. The banquet often takes the place of the February pack meeting, although it is not necessarily held on the regular meeting night. Reserve the meeting place well in advance and consider the following: adequate space for seating and displays; availability of parking space, restrooms, and coat racks; program needs such as microphones and a stage area; convenience for food preparation and/or serving.

- Dinner. Select a meal plan and menu—catered, potluck, etc.—and estimate the cost. Determine the serving needs, including kitchen and utensils. Assign serving and cleanup jobs.
- Program: entertainment; props for skits and ceremonies; recognition for Cub Scouts and leaders. Make assignments for various parts of the program, including the invocation, welcoming and introduction of guests, ceremonies, recognitions, and entertainment.
- Displays, as well as decorations for the room and the tables.
- Publicity: Inform all pack families of the date, time, place, and cost.
- Invitations: Consider inviting guests such as the head of the chartering organization, chartered representatives, school principals, Scoutmasters, district executives, and district commissioners.

# NOVEMBER ROUNDTABLE

## CUB SCOUT INTEREST TOPIC AND PACK ACTIVITY IDEAS FOR DECEMBER 2014

CORE VALUE: RESPECT/THEME: STARS AND STRIPES

### CUB SCOUT INTEREST TOPIC

#### Age-Appropriate Activities

Stargazing on a clear night is a fun way to involve the whole family in your monthly pack meeting. With any luck and a little asking, you can find at least one member who owns a telescope. If all else fails, there are several apps that are easy to use. Provide hot chocolate and snacks to turn this evening into an enjoyable time for everyone. Choose a dark spot away from the lights of buildings. Consider a theme such as Greek mythology or “spot the animals,” or hold a scavenger hunt with a list of constellations for groups to identify and a prize to the group that finds the most.

#### Roundtable Preparation

- Bring a list of local planetariums where units may go for a presentation. Some universities conduct shows for free.
- Contact local astronomy clubs to see if someone could come and talk to the roundtable. Often, these groups will set up their telescopes for groups to look at the sky; their hope is to interest more people in the hobby.
- Have a copy of the Cub Scout Academics and Sports Guide, and discuss the Astronomy belt loop and pin. Also, a copy of the Astronomy merit badge pamphlet may be helpful. The 2006-2007 Cub Scout Program Helps and the November 2006 Baloo’s Bugle issue, “Cub Scout Stars,” include lots of ideas for pack star study activities.
- See if someone has one (or more) of the phone apps that line up the sky with your phone’s orientation. This can be used to show how easy it is to teach astronomy to Cub Scouts.

#### Web Resources

- <http://www.spaceplace.nasa.gov/cub-scouts/en/>
- <http://spaceplace.nasa.gov/spacepl.htm>
- [http://canopus.physik.uni-potsdam.de/~axm/images/winter\\_hexagon.html](http://canopus.physik.uni-potsdam.de/~axm/images/winter_hexagon.html)
- <http://www.dustbunny.com/afk/> (Astronomy for Kids)
- <http://airandspace.si.edu/>
- <http://www.funbrain.com/constellation/index.html>

### MONTHLY PACK ACTIVITY

#### Pack Good Turns

Scouting is one of the few places where flag etiquette is still taught. It is important to remind Cub Scouts that the United States flag is much more than a piece of cloth. Like their parents and teachers, the flag deserves their respect.

#### Roundtable Preparation

Bring a copy of *Your Flag* (No. 33188), a BSA publication that teaches the proud history of the American flag and provides

information on flag ceremonies and proper display. Have a flag on hand that is available for folding. Print a list of flag-related Scouting achievements and electives. Consider asking a Scoutmaster or senior patrol leader—or a representative from the VFW, the American Legion, or the Marine Corps League—to come and talk about the flag.

#### Suggested Discussion Questions

1. Why do we have a flag? (It shows who we are, and serves as a symbol of our nation.)
2. What do you feel when you see the flag (proud, happy, sad)? Why?
3. What are the parts of the flag and what do they mean? (Stripes—represent the original 13 colonies; stars—one for each state; red stripes—valor, bravery, blood spilt in defense of our freedom; white stripes—purity and innocence; blue field—vigilance, perseverance, justice.)
4. How do we treat the flag?  
(Discuss proper display and fold the flag.)
  - The flag should be displayed from sunrise to sunset. If the flag is displayed at night, it should be illuminated.
  - Never allow the flag to touch the ground or the floor.
  - When the flag is displayed on a wall or window, the blue field should be in the upper left corner.
  - The flag should be raised quickly and lowered slowly.
  - The flag is often flown at half-staff to show respect for someone who has died. When flown at half-staff, the flag should be raised to the top for an instant and then lowered to the half-staff position. The flag should also be raised to the top before it is lowered at the end of the day.
  - Practice folding the flag.
  - Practice flag posting and retrieving.
  - At meetings, the U.S. flag and other flags (pack flag or den flag) should be placed first in the back of the room. The U.S. flag should be on the right side of the procession and should never be behind the other flags. When they come to the point where the flags must cross, the U.S. flag should cross in front of the other flags. (See the June roundtable breakout sessions for opening and closing ceremonies.)

#### Resources

- *Your Flag* (No. 33188)
- *Cub Scout Den & Pack Ceremonies* (No. 33212)
- <http://www.usa-flag-site.org/>
- <http://www.usflag.org/>
- <http://www.vfw.org/>



# DECEMBER ROUNDTABLE

## CUB SCOUT INTEREST TOPIC AND PACK ACTIVITY IDEAS FOR JANUARY 2015

CORE VALUE: POSITIVE ATTITUDE/THEME: YES, I CAN

### CUB SCOUT INTEREST TOPIC

#### Age-Appropriate Activities

Remind roundtable participants that Scouting is a progressive program for boys from ages 6 to 20. When choosing activities for the den or pack, leaders should take into consideration the interests and abilities of Cub Scout-age boys and offer goals they can achieve—not a set-up for failure. Each level of Scouting is the foundation for the next level, and there is plenty of time for projects to become more challenging for them as they grow.

Deciding which Scouting activities are age-appropriate is easy, thanks to “Age-Appropriate Guidelines for Scouting Activities,” provided in the *Guide to Safe Scouting*, and on the National BSA website at [http://www.scouting.org/filestore/pdf/34416\\_Insert\\_Web.pdf](http://www.scouting.org/filestore/pdf/34416_Insert_Web.pdf). Review a few examples from the easily-read chart. The BSA’s Health and Safety team developed the age- and rank-appropriate guidelines based on the mental, physical, emotional, and social maturity of Boy Scouts of America youth members. The guidelines on the chart apply to Cub Scout packs, Boy Scout troops, Varsity Scout teams and Venturing crews. The guide covers outdoor skills, sports, tools, trekking, aircraft, vehicles, shooting sports, climbing, aquatics, and camping. It’s a great resource for answering questions from parents or from adult or youth leaders planning future trips: Should Bear Cub Scouts build campfires? Can Webelos Scouts use bow saws? Can Tigers go family camping? Can Cub Scouts use zip lines? Can Cub Scouts go canoeing on flat water? The answers: No. Yes. Yes. No. And yes, but only through their approved local council.

Of course, all activities should be pursued with the *Guide to Safe Scouting* in mind. The online version of is updated at <http://www.scouting.org/HealthandSafety/GSS.aspx>. When designing your pack activities, make sure everyone, from the Tigers to the Arrow of Light Scouts, can participate.

### MONTHLY PACK ACTIVITY

#### Winter Activities for Your Area

January is as “winter” as it gets in most places. Depending on your location, that can mean anything from snow and frozen lakes to mild temperatures in the 50s, 60s, or 70s. Whatever your latitude, your pack winter activities are probably not the same as the ones you use for the National Summertime Pack Award; but don’t let the winter take the OUTING out of your SCOUTING.

Remember to plan for the shorter days that accompany winter, especially before daylight saving time returns on the second Sunday in March. If your winter is the snowy kind, potential cold-weather activities—such as skiing, ice skating, snow tubing, sledding, and ice fishing—present challenges to the Cub Scouts and Cub Scout leaders. Essential ingredients for fun include skill training and an awareness of the hazards unique to these activities. Wind-chill factor, snow conditions, hazardous terrain, special clothing needs, and emergency survival are important issues for

a safe and successful experience. These concerns can come into play even if you are taking a short day hike in a local park. Don’t forget to offer the opportunity to earn the belt loops and pins for Ice Skating, Snow Ski and Board Sports, and Hockey.

BE SURE YOUR WINTER OUTDOOR ACTIVITIES ALWAYS FOLLOW THESE BSA GUIDELINES:

1. All winter activities must be supervised by mature and conscientious adults (at least one of whom must be age 21 or older) who understand and knowingly accept responsibility for the well-being and safety of the youth in their care, who are experienced and qualified in the particular skills and equipment involved in the activity, and who are committed to compliance with the seven points of BSA Winter Sports Safety. Direct supervision should be maintained at all times by two or more adults when Scouts are in the field. The appropriate number of supervisors will increase depending on the number of participants, the type of activity, and environmental conditions.
2. Winter sports activities embody intrinsic hazards that vary from sport to sport. Participants should be aware of the potential hazards of any winter sport before engaging in it. Leaders should emphasize preventing accidents through adherence to safety measures and proper technique.
3. Appropriate personal protective equipment is required for all activities. This includes the recommended use of helmets for all participants engaged in winter sports, such as sledding and riding other sliding devices. The use of helmets is required for the following activities: downhill skiing, snowboarding, and operating snowmobiles (requires full-face helmets).
4. Winter sports activities often place greater demands on a participant’s cardiopulmonary system, and people with underlying medical conditions (especially if the heart or lungs are involved) should not participate without medical consultation and direction. For participants without underlying medical conditions, the annual health history and physical examination by a licensed health-care practitioner every year is sufficient. The adult leader should be familiar with the physical circumstances of each youth participant and make appropriate adjustments to the activity or provide protection as warranted by individual health or physical conditions. Adults participating in strenuous outdoor winter activity should have an annual physical examination. It is recommended that the medical assessment be performed by a licensed health-care practitioner knowledgeable of the sport and the particular physical demands the activity will place on the individual.
5. For winter sports such as skiing, snowboarding, snowmobiling, etc., that utilize specialized equipment, it is essential that all equipment fit and function properly.

6. When youth are engaging in downhill activities such as sledding or tobogganing, minimize the likelihood of collision with immobile obstacles. Use only designated areas where rocks, tree stumps, and other potential obstacles have been identified and marked, cleared away, shielded, or buffered in some way.
7. All participants should know, understand, and respect the rules and procedures for safe winter activity. The applicable rules should be presented and learned before the outing, and all participants should review them just before the activity begins. When Scouts know and understand the reasons for the rules, they will observe them. When fairly and impartially applied, rules do not interfere with fun. Rules for safety, plus common sense and good judgment, keep the fun from being interrupted by tragedy.

If your winter is not the snowy kind, you may need a back-up plan in case of rain, or just to accommodate chillier temperatures. Remember to bring warm clothing, and rain gear, if indicated by your local weather forecast. Finally, if the weather is not cooperating with your outdoor pack activity, look indoor for pack fun. Indoor ice skating rinks are available in many places (if you want the winter feel), and winter is a good time for other indoor activities that we mostly neglect when the weather is nicer.

# JANUARY ROUNDTABLE

## CUB SCOUT INTEREST TOPIC AND PACK ACTIVITY IDEAS FOR FEBRUARY 2015

CORE VALUE: RESOURCEFULNESS/THEME: LITTER TO GLITTER

### CUB SCOUT INTEREST TOPIC

#### Den Chief Program

Invite a Scoutmaster to participate in the roundtable presentation, so he or she can talk about the den chief program, how it works, and the requirements for becoming a den chief. Ask den leaders to share benefits and successes they have experienced in working with den chiefs. Bring a copy of the *Den Chief Handbook* (No. 33211) to display and use as a reference as you discuss training opportunities.

**Den Chief Qualifications:** Must be a registered youth member of a Boy Scout troop, Varsity Scout team, or Venturing crew, selected by the senior patrol leader and Scoutmaster, Varsity Scout Coach, or Venturing Advisor at the request of the Cubmaster. He or she is approved by the Cubmaster and pack committee for recommendation to the den leader. A den chief who actively serves for a year, completes training, and completes other requirements can earn the Den Chief Service Award. The requirements are listed in the *Den Chief Handbook* (No. 33211) and at <http://www.scouting.org/scoutsource/BoyScouts/AdvancementandAwards/MeritBadges/dencf.aspx>.



#### Responsibilities

The Cub Scout den chief's responsibilities are to

- Know the purposes of Cub Scouting.
- Help Cub Scouts achieve the purposes of Cub Scouting.
- Serve as the activities assistant at den meetings.
- Set a good example through attitude and uniforming.
- Be a friend to the boys in the den.
- Help lead weekly den meetings.
- Help the den in its part of the monthly pack meeting.
- Know the importance of the monthly theme and pack meeting plans.
- Meet regularly with the den leader to review den and pack meeting plans. Meet as needed with adult members of the den, pack, and troop.
- Receive training from the den leader (and Cubmaster or assistant Cubmaster) and attend Den Chief Training.
- Encourage Cub Scouts to become Webelos Scouts when they are eligible.
- Help the denner and assistant denner to be leaders.



#### Resources

- Den Chief Training, <http://www.scouting.org/Training/Youth/DenChiefTraining.aspx>. Roundtable leaders may want to preview this and use some of it during the presentation.
- *Den Chief Handbook* (No. 33211)
- *Cub Scout Leader Book* (No. 33221)—includes information for the den leader on working with a den chief.

### MONTHLY PACK ACTIVITY

#### Blue and Gold

Blue and Gold was previously an interest topic at the October roundtable. That was to encourage early planning; this time, you should offer specific ideas on a range of topics including homemade table and room decorations; entertainment; greeting and introducing guests; friends of Scouting presentations; and the opening, advancement, and closing ceremonies.

Have staff members present this topic dressed in costumes to demonstrate creative ways of conducting blue and gold banquets in each pack. Lead a discussion using the *Cub Scout Leader Book* and the *Cub Scout Leader How-To Book* as resources. Explain the purpose of the banquet and stress that it is a family event.

Show an example of a backdated calendar, which can ensure that all preparations are completed on time. Point out that decorations should include placemats made by the Cub Scouts, place cards, invitations, centerpieces, etc. Discuss options for food—covered dish, bring your own meal, or catered. Emphasize that in addition to ceremonies and recognition for service, there should be skits, songs, and cheers led by the boys.

Mention special people to invite such as the chartered organization representative, unit commissioner, district executive, district commissioner, etc. You should also invite school principals, teachers, and community leaders who support Scouting, as well as those who need to know more about the Scouting program.

For more information, refer participants to the information offered in October.

# FEBRUARY ROUNDTABLE

## CUB SCOUT INTEREST TOPIC AND PACK ACTIVITY IDEAS FOR MARCH 2015

CORE VALUE: COMPASSION/THEME: AWARE AND CARE

### CUB SCOUT INTEREST TOPIC

#### One Oath and Law Rollout

Information presented here is adapted from the blog “Bryan on Scouting,” <http://blog.scoutingmagazine.org/2013/11/18/new-details-on-the-rollout-of-using-one-oath-and-law-in-all-programs/>.



The resolution passed by the National Executive Board last year means that, soon, every Scout of any age will use the Scout Oath and Law instead of reciting separate, program-specific statements. Cub Scouts will recite the Scout Oath and Law instead of the Cub Scout Promise and Law of the Pack. Similarly, Venturers will no longer use the Venturing Oath and Venturing Code.

The rollout is timed “with the release of youth handbooks and leader aids supporting this and other changes related to BSA’s Strategic Plan Goal 411.” For Venturing, that means the change will take place in May 2014. For Cub Scouts, it’s May 2015.

Are you the kind of Scouter who likes to be on the leading edge of changes to the organization? Then register now for the NEW Cub Scout Adventure Program at the Philmont Training Center in 2014. This session is so important, it is being offered FOUR times over the summer. Register at <http://www.philmontscout ranch.org/ptc.aspx>.



#### Frequently Asked Questions

Here are the BSA’s answers to some questions already received.

##### WHAT, SPECIFICALLY, IS BEING CHANGED IN CUB SCOUTS?

- Adopt the Scout Oath and Law for use in the Cub Scout program, retiring the Cub Scout Promise.
- Revise the Core Values of Cub Scouts to align exactly with the 12 points of the Scout Law.
- Retire the Law of the Pack, while maintaining the concept of “Akela” as leader.
- Maintain the current Cub Scout motto, sign, salute, and handshake.

##### WHY ARE THESE CHANGES HAPPENING?

Each BSA program is designed to help instill the goals of the BSA mission in its members’ daily lives. As the BSA strives to operate as one organization, build continuity of membership over a person’s life, and deliver its mission, considering one Oath and Law as a tool to unify our membership is appropriate. Additionally, the earlier and longer a member is exposed to the values of the Scout Oath and Law, the better the opportunity is that they will be able to live those values in their lives.

##### HOW DID THESE RECOMMENDATIONS COME TO BE?

Two separate task forces have worked on the deliberations leading to the recommendations—the Strategic Plan Goal 411 Task Force and the Venturing Task Force. Each of these is volunteer-led and staffed (approximately 50 and 25 volunteers, respectively). These task forces made the initial deliberations and recommendations.

For Cub Scouting, the 411 task force consulted with cognitive and child development specialists and educational practitioners involved in Scouting. Specifically, these professionals, all of whom are Scouters, were asked to consider age and developmental appropriateness of the current Cub Scout Promise and Law of the Pack versus the Scout Oath and Law. The outcome of this study suggested that comprehension difficulty is high for both, but not materially higher for the Scout Oath. Further, the study group concluded that Cub Scouts could understand the Scout Law just as well as the Cub Scout Promise with appropriate support and guidance. Additionally, research among parents (62 percent favorable) and Cub Scout leaders (59 percent favorable) was also supportive. Cub Scouts would not be asked to memorize or recite the Scout Law at early ages.

##### ISN’T THE SCOUT OATH AND LAW MUCH MORE DIFFICULT FOR CUB SCOUT-AGE BOYS TO MEMORIZE AND UNDERSTAND?

This was an initial concern of the task force. To address this concern, the task force recruited a group of individuals with experience in child development and linguistics and a group of educational practitioners. All of these individuals are Scouters. After study, the group’s conclusions were:

- Both sets of value statements contain complex concepts requiring support and guidance for the user to fully understand and learn to live by.
- Both sets of value statements are written at a relatively high reading level, but the Scout Oath is not significantly more difficult to read and comprehend than the Cub Scout Promise.

The Law of the Pack is significantly more difficult for Cub Scout-age boys to understand than either the Cub Scout Promise or the Scout Oath and contains concepts for which younger Cub Scouts are not developmentally prepared.

- Cub Scout-age boys will be able to learn and comprehend the Scout Oath with support and guidance similar to that currently provided when learning the Cub Scout Promise (cards as prompts, guided discussion on meaning, etc.).

- Cub Scouts in early ranks should not be expected to memorize the Scout Law but are developmentally ready to begin exposure to the words of the Law and are ready to begin building understanding of the concepts with help.

**CUB SCOUTS ARE NOT BOY SCOUTS. IF CUB SCOUTS USE THE SCOUT OATH AND LAW, WHAT WILL SEPARATE THE TWO PROGRAMS? WHAT WILL THE BOYS LOOK FORWARD TO?**

- Cub Scouts and Boy Scouts are separate programs. Cub Scouts preparing to move to Boy Scouts will continue to anticipate the new uniform; the increase in independence and leadership growth of the patrol method; the enhanced opportunities for fun and adventure through age-appropriate troop activities they could not do as Cub Scouts; the Boy Scout advancement program; and other opportunities. Use of the same Oath and Law will unify them with their older “brothers” but will not make them Boy Scouts.

## MONTHLY PACK ACTIVITY

### Family Camping/Pack Overnights

Using the *Cub Scout Leader How-To Book* (No. 33832) as a resource, lead a discussion on possible activities for the Cub Scouts and families at a pack campout. In the discussion, include outdoor cooking, nature exploration, night hikes, stargazing, and the campfire. Getting up early to view a sunrise is another idea. Discuss how to involve parents in leading some of these activities. Park rangers may be helpful in talking to the boys about plants and animals, or safety, as well as suggesting the best place to view the sunset or sunrise. Local astronomy groups may be a resource as well.

Ask participants to share their pack camping success stories. Stress the fact that no matter how fun and exciting the activity might be, if it is not safe and age-appropriate, it does not belong in the program. Refer to the chapter on camping in the *Cub Scout Leader Book* (No. 33221) and distribute copies of your council’s list of approved pack overnights locations.

Emphasize that at least two adults who attend the family camp/pack overnights must have successfully completed Basic Adult Leader Outdoor Orientation (BALOO). This way, if one of them has to leave in an emergency, the other will still be there.



# MARCH ROUNDTABLE

## CUB SCOUT INTEREST TOPIC AND PACK ACTIVITY IDEAS FOR APRIL 2015

CORE VALUE: FAITH/THEME: SOARING THE SKIES

### CUB SCOUT INTEREST TOPIC Getting Ready for Cub Scouting Adventures, Part I

Adapted from the BSA website's program updates page, <http://www.scouting.org/scoutsources/programupdates.aspx>.

---

DISCLAIMER—This material was assembled from the best available sources in March 2014, but before the final material was issued and rollouts began. Please reconcile this material with current publications before presenting.

---

### Learning Objectives

- Provide background to explain the reasons the changes were made.
- Demonstrate an understanding of how the Cub Scout Adventures for advancement work.
- Review the Bobcat requirement changes.
- Explain “immediate recognition” for adventures.
- Discuss upcoming den leader resources for adventures.
- Review the transition plan for new materials.
- Identify training to prepare leaders for new materials.

### Suggested Presenter(s)

Members of the district training team, district executives, other council employees and/or volunteers who have received the Cub Adventure onboard trainings or who are part of the training team for Cub Adventure trainings being held in the fall of 2014 and spring of 2015.

### Presentation Method

The topic is ideally presented as an onboarding session on the upcoming changes in the Cub Scout Advancement Program. In planning the presentation, you should review the latest materials posted at <http://www.scouting.org/scoutsources/programupdates.aspx>, which include PowerPoint presentations and handouts published by the National office. Below is a discussion outline that should also be of help in your planning.

Future training opportunities could include hands-on preparation when new handbooks and den leader guides are released in May 2015. The next three years promise to be exciting for Scouting, as all of our traditional programs will be updated based on volunteer-led research and development. Venturing updates will come first, in 2014, with an entirely new program and recognition approach. Cub Scouts will be next, in 2015.

### 411 comes from BSA's National Strategic Plan:

- Pillar 4 of the Strategic Plan calls for a dynamic and relevant program.
- Objective 1 calls for BSA's programs to match what today's youth both want and need.
- Goal 1 requires changes to BSA's programs to reflect the findings of a thorough program review and assessment that clearly identifies those elements that are appealing, exciting, and culturally relevant to today's youth and families.

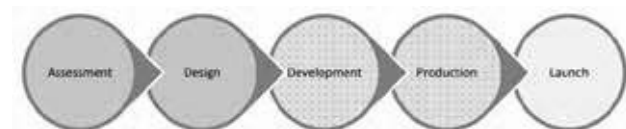
The task force that studied this:

- is made up of approximately 75 volunteers and is nationally representative.
- is networked to other functions and discipline (e.g., Religious Relations Committee, Aquatics Task Force, Program Impact, etc.)
- has governance through the Program Content Support Committee to the National Board.

They used a slightly modified version of the ADDIE Model used to develop training systems for this process:



Their process was:



- Development, production, and launch were still in progress when the *Cub Scout Roundtable Planning Guide* was being assembled.
- Although not shown in the diagram above, the BSA will most certainly evaluate the results, as the future of Scouting depends on this change.

- They focused on five key areas:



For Cub Scouts, the two main results are:

## One Oath and Law

- Adoption of the Scout Oath and Law for use in the Cub Scout and Venturing programs. Retirement of the Cub Scout Promise and Venturing Oath.
- Revision of the Core Values of Cub Scouting to align exactly with the 12 points of the Scout Law.
- Retirement of the Law of the Pack, while maintaining the concept of “Akela” as leader.
- Maintaining the current Cub Scout motto, sign, salute, and handshake.
- Venturers will use the Scout sign and salute.

## Cub Scout Adventures— New Program Model

- Design objectives



- Organizing principles



- For each rank, completion of seven den-based adventures—including a family-based “Duty to God” adventure—will be required to earn the rank.



- Adventures = interdisciplinary, theme-based experiences, 3 den meetings
- Immediate recognition after each adventure (TBD)
- Elective adventures available; same recognition approach
- Simplified, all-in-one-place materials for den leaders, with a separate den leader guide published for each rank
- Sample core adventures

Tiger	Wolf	Bear	Webeles	Arrow of Light
Team Tiger	Council Fire	Bear Claws	Cast Iron Chef	Building a Better World
Tigers on the Prowl	Running with the Pack	Grin and Bear It	First Responder	Camper
Tiger Bites	Howling at the Moon	Bear Necessities	Stronger-Faster-Higher	Scouting Adventures
Tiger in the Wild	Paws on the Path	Paws for Action	Webeles Walk-about	

## Why the Change?

### Strategic Plan—Relevant and Current Program Review

**BACKGROUND:** In November of 2009, more than 75 volunteers and national staff came together to listen as child development experts, authors, and youth program operators discussed “What Today’s Youth Want and Need.” Sponsored by then Chief Scout Executive Bob Mazucca, this meeting set the stage for what would become Goal 411 of the 2011-2015 National Strategic Plan.

**ASSESSMENT & DESIGN:** In early 2010, Russ Hunsaker of the Great Salt Lake Council was selected as the chair of the task force to address the goal, and he began assembling his team, now more than 75 volunteers strong, representing all regions of the Boy Scouts of America. Divided into six teams, this group has been at work for more than two years leading the assessment of all of our programs, designing the necessary changes to meet the goal, and beginning the development of the support materials.

**DEVELOPMENT:** These volunteers and Boy Scouting professional advisors drafted a comprehensive set of desired outcomes grouped into five categories: **CITIZENSHIP, CHARACTER, LEADERSHIP, PHYSICAL FITNESS, AND OUTDOOR SKILLS.**

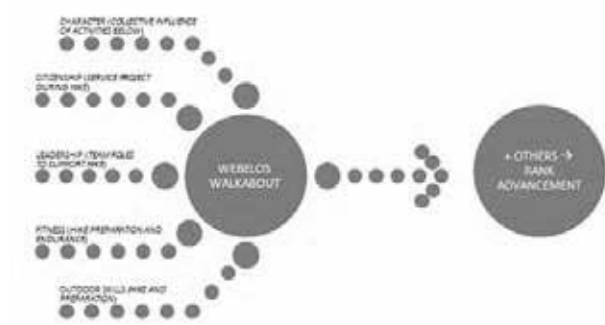
In December of 2012, 14 additional volunteers from across the United States, again representing each region of the BSA, formed the writing and program development team known as the Cub Adventure Team (CAT). Members of this team have extensive backgrounds in the Cub Scouting program, serving on National committees and task forces, serving as faculty for Cub Scouting courses at Philmont Scout Ranch, and serving as camp directors for the National Camping Schools of the BSA. Many on the team have more than 25 years of service as volunteers in Scouting.

The team spent many hours reviewing feedback from Cub Scouts and den leaders on which aspects of the current program they appreciated the most and the least. Content recommendations were also researched and reviewed. Den leaders expressed a desire for easy-to-execute den meeting programs and the opportunity to deliver programs more creatively. This led to developing a

new curriculum that is more active and engaging and promotes increased outdoor activity in line with the Strategic Plan's goal of a dynamic and relevant program.

The Cub Adventure Team applied the desired outcomes defined by the 411 task force in the development of interdisciplinary program "adventures." Each adventure was designed to be fun and engaging for boys while ensuring that the overall goals of Scouting are accomplished.

Example: Inputs from the desired outcomes helped develop the "Webelos Walkabout" adventure:



**PILOT:** The Cub Adventure drafts were pilot-tested by 10 councils from every region of the Boy Scouts of America. The adventures were then edited by the Cub Adventure Team based on feedback from the pilot tests to ensure that (1) the program was FUN for the boys and (2) the den leaders could easily execute the den meeting plans associated with the adventures.

## Again, Why the Change?

While the details change, the core of Scouting remains the same, helping boys develop their commitment to live by the ideals of the Scout Oath and Law. If there had been no changes in Cub Scouting from the time it was established, it would look very different than it does today:

- There would be no adult leaders. Dens would be led by Boy Scout den chiefs.
- No boy would enter Cub Scouting until age 9.
- The uniform would feature knickers.
- The Cub Scout Promise would include a commitment to "be square."

Change is inevitable, and we need to anticipate and reflect needed changes in program delivery. We can all agree that our youth today are much different than the youth of Cub Scouting when it began in the U.S. in 1930. Not all families have the luxury of a full-time, stay-at-home parent to prepare den meeting materials. Today's boy deserves an engaging and relevant program developed to meet his needs and interests. Elements that were not engaging or relevant simply needed to be changed. The changes reflect an ongoing commitment to "Do Our Best" for Cub Scouting.

## What Isn't Changing?

- Family focus
- Ranks
- Ages (or genders)
- Den/pack meeting structures
- Outdoor program

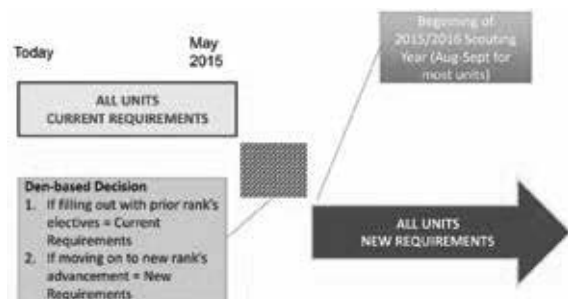
- Delivery model
- FUN—There will be even more than before!

## What Is Changing?

- Cub Scout Promise and Law of the Pack are being replaced by the Oath and the Law
- Tiger Cubs will officially be called Tigers and will have a new image.
- Arrow of Light will no longer require a boy to earn the Webelos rank first.
- An adventure will be created to give youth, adult leaders, and parents a better understanding of the Webelos-to-Scout transition plan.
- Activities will be more closely aligned with the aims and mission of the Boy Scouts of America.
- Sports & Academics recognition belt loops are being retired. The fun content of many of the loops and pins has been captured in several of the adventures.
- The "immediate recognition" plastic pocket patch with yellow and red beads is being retired.
- The adventures will have new immediate recognition symbols: Adventure belt loops, one for each adventure, to be awarded when the requirements have been completed.
- The Webelos recognition for adventure requirement completion will be in the form of Adventure pins, one for each adventure.
- One den leader guide will be published for each rank. Webelos and Arrow of Light will both be included in the guide for Webelos den leaders.

## Transition Planning

- The current advancement plan will be in place until May 2015.
- Dens may continue to use the current advancement plan for ranks and Arrow Points until the fall of 2015.
- Den members preparing to earn the next rank must use the new plan after May 2015.
- Everyone will be using the new requirements starting in the fall of 2015.
- All materials shall be available in English and Spanish by May 2015.





## How to Learn More

Oct 2013 – Jan 2014	Regional/Area Directors Onboarding
May & August 2014	Communications Launch @ National Annual Meeting and Top Hands
June 22-28, 2014 July 20-26, 2014 July 27-Aug 2, 2014 August 10-16, 2014	Philmont Training Center Conferences : "Getting the 411 on the NEW Cub Scout Adventure Program Boy Scout changes incorporated in relevant conferences
Fall 2014 Spring 2015	Regional & Area Training Sessions
Spring 2015	Sea Base Conference Regional and Area training weekends (TBD) Webinars for council, district and unit leaders

For the latest news on the changes, visit <http://www.scouting.org/scoutsources/programupdates.aspx>.

## MONTHLY PACK ACTIVITY

### Spring Hikes, Walks, and Observations

Spring is a wonderful time for hiking and walkabouts. Outings can include the Cub Scout and his family. Start the discussion by talking about theme-related or discovery hikes and walks. A "blossoms walk" could have participants observing, noting, and photographing springtime blossoms. How about a "creepy crawler" hike to watch insects prepare their homes and nests?

Sometimes when we are out hiking with Scouts, it seems like they are so focused on getting from here to there that they forget to look around and see the sights. If you are out with a goal-oriented group and you want them to take some time to explore, consider adding one or more additional hiking activities. You'll find some suggestions below.

We want Cub Scouts to have fun and adventure outside when possible! As spring begins in your area, look for ways to have the boys observe what's going on. Plan activities in which they can describe or illustrate and display their observations at a den or pack meeting. Here are some examples:

**PAINT CHIP SEARCH:** Get a collection of paint chips from your local hardware store. Task the Cub Scouts with finding plants or items outside that match the colors, and then draw a poster showing what they found.

**NATURE HIKE SCAVENGER HUNT:** With the help of your local park service, get a listing of plants in your area. Then while going on a hike, see how many plants the boys can identify.

**NATURE'S BINGO GAME:** Nature's bingo plays just like regular bingo. The object is to complete a row—across, down, or diagonally—but instead of calling numbers, things found in nature are called by using pictures and words. So as you go along a trail, point out plants and animals, and keep track of what was seen. Then once a boy has a completed row, you can confirm it.

**I SPY:** In this classic observation game, each Cub Scout can take a turn finding something outside and then providing clues to help the other boys guess what it is.

Your brainstorming session may produce other ideas for outings to study nature, such as the "color," "newborn," "alphabet," photo moment," "sunrise" or "sunset" hike/walks. Discuss gathering for a reflection or a Scouts' worship service after the hike.

With all outdoor activities, remember to follow safe Scouting guidelines and the rules of the Outdoor Ethics program. While hiking, discuss poisonous plants and venomous animals in your area. Emphasize to the participants that staying on the marked trail is the best way to avoid them. Mention the need for hydration and energy food during hiking and walking. Then focus on first aid and hiking safety in a demonstration session.

Invite a member of the council's Cub Scout camping committee to promote Cub Scout resident and day camps for the upcoming summer. Explain the registration to parents after a date is chosen to attend camp as a pack. The camping committee member can also visit packs and give more details and plan a sign-up night.

## Resource

*Cub Scout Leader How-To Book*, Chapter 4. The "Outdoors" section offers ideas on many activities, from hiking to campfires. If you do not have a copy, a PDF can be downloaded at [http://www.scouting.org/filestore/hispanic/english/33832\\_WEB.pdf](http://www.scouting.org/filestore/hispanic/english/33832_WEB.pdf).

# APRIL ROUNDTABLE

## CUB SCOUT INTEREST TOPIC AND PACK ACTIVITY IDEAS FOR MAY 2015

### HEALTH & FITNESS/THEME: BACKYARD FUN

#### CUB SCOUT INTEREST TOPIC Getting Ready for Cub Scouting Adventures, Part II

---

DISCLAIMER—This material was assembled from the best available sources in March 2014, but before the final material was issued and rollouts began. Please reconcile this material with current publications before presenting.

---

This month, continue the discussion on the new Adventure Plan by reviewing each rank's requirements. Chances are, the leaders will want to continue this discussion during the breakout sessions. 411 training will have been conducted at Philmont, and in your region and area, prior to this month's presentation. Before the roundtable, gather the latest information posted at <http://www.scouting.org/scoutsources/programupdates.aspx>.

#### What is the Cub Adventure Program?

- "Adventures" will replace "achievements."
- Each adventure will cover two or three den meetings. In most of the adventures, one of those meetings will be an outing or a field trip.
- Families will be supported as each Cub Scout works to fulfill the adventure requirements.
- Ranks will remain the same: Bobcat, Tiger, Wolf, Bear, Webelos and Arrow of Light

#### Rank Requirements

*(For a list of Cub Scout rank requirements, see "Additional Handout Materials for 2015 Program Updates," in the back of this guide. Print copies to give to each roundtable participant.)*

- Bobcat requirements will remain the same except for the One Oath/One Law change.
- Tiger Cubs will instead be called "Tigers," effective May 2015. Tiger rank requirements: 6 core adventures & 1 elective adventure
- Wolf: 6 core adventures & 1 elective adventure
- Bear: 6 core adventures & 1 elective adventure
- Webelos: 5 core adventures & 2 elective adventures
- Arrow of Light: 4 core adventures & 2 elective adventures
- All must complete this requirement each year: "With your parent or guardian, complete the exercises in the pamphlet *How to Protect Your Children From Child Abuse: A Parent's Guide*, and earn the Cyber Chip award for your age. If you do not have Internet access at home or via a mobile device AND you cannot access the Internet at school or another public place, the Cyber Chip portion of this requirement may be waived by your parent or guardian."

#### Immediate Recognition Changes

Adventure belt loops will be awarded at completion of each core and elective adventure. They can be presented at pack meetings with a ceremony (recommended) or at den meetings.

#### Implementing the Adventures— Den Leader Guides

- One guide published for each rank
- Adventure meeting plans
- Den leader helps
- Role and responsibility
- Den meeting structure and planning
- Working with boys
- Working with special needs
- How to handle missed meetings
- Ceremonies
- Games
- Hands-on activities
- Transitioning to the new materials with hands-on training
- Program update training will be available in fall 2014 and spring 2015, pending each council's training schedule.

#### MONTHLY PACK ACTIVITY Nutrition and Outdoor Cooking Dutch Oven and Foil

Show and discuss the government's newest nutritional and dietary guidelines for children. Use the websites <http://www.fns.usda.gov/hussc/healthierus-school-challenge> and <http://www.kidseatwell.org/> as resources. Remind den leaders that adults are role models for good nutrition.

Discuss options for healthy eating on pack and Webelos camping trips. Nutritional needs differ for people spending considerable time in the outdoors. Share recipes for den snacks, high-energy foods, and outdoor cooking.

Discuss accommodations for different religions (some are vegetarian), and allergies (peanut, gluten, etc.). Have some volunteers prepare foods using Dutch ovens and foil cooking methods. Let the chefs pick their favorite nutritious recipes, and make sure they bring sufficient copies of those recipes to hand out.

Finally, enjoy the food while you're discussing all this!

# MAY ROUNDTABLE

## CUB SCOUT INTEREST TOPIC AND PACK ACTIVITY IDEAS FOR JUNE 2015

CORE VALUE: PERSEVERANCE/THEME: GO FOR THE GOLD

### MONTHLY PACK ACTIVITY

#### Physical Fitness— Tournament of Games

Setting up the Tournament of Games for the “Go for the Gold” theme will require a number of individuals in each pack. Remind pack leaders that dividing up the activities will make easier work for everyone. They should send out reminders just prior to the event to all persons who will have key supportive roles.

Discuss each of these topics as you encourage the pack leaders to share what types of events they will be doing for their Tournament of Games:

- Organization: Where will the games be played? Is there a good mix of active and more passive games? Who will monitor each game/activity? Provide maps at the tournament, so people can find their chosen activities.
- First aid: Who will staff the first-aid station and maintain a log?
- Score cards: Prepare these for each game.
- Recognition: Who will create special awards and when will they be presented? Will pack awards be separate from advancement awards this month?
- Opening the tournament: Prepare for a “parade of contestants” before the games. (Make “torches”—see pack resources for May.)
- Advancement ceremony: Prepare a barbell sign (again, see pack resources).
- Refreshment: Provide ample water at the tournament. Where will the water station be located? Will it be monitored? Don't forget to provide a bin for trash.
- Cleanup: Who will dispose of trash? What plans will be in place to leave the area better than it was found?
- Games and Activities: Review the pack resource sheet for game ideas. Solicit additional ideas from the leaders present at the roundtable.

### CUB SCOUT INTEREST TOPIC “Duty to God” Adventures

---

DISCLAIMER—This material was assembled from the best available sources in March 2014, but before the final material was issued and rollouts began. Please reconcile this material with current publications before presenting.

---

Continuing last month's discussion on the new Adventure Plan, this month focuses on the “Duty to God” Adventures. Chances are, the leaders will want to continue this discussion during the breakout sessions.

411 training will have been conducted at Philmont, and in your region and area, prior to this month's presentation. Before the roundtable, gather the latest information posted at <http://www.scouting.org/scoutsources/programupdates.aspx>.

The new Cub Scout Adventure program will support each boy as he grows in understanding and practicing his duty to God. The following “Duty to God” adventures have been designed to help in this journey and are required in order to receive each rank. The adventures are mainly home-based but can be carried out in a den meeting setting if the unit prefers that option.

#### Tigers “Duty to God” Adventure: Fellowship of Faith

Youth Handbook Snapshot of Adventure—Become a faith investigator as you discover what faith means to you and your family. Discover what makes each member of your family different and what special gifts they have. Make a banner to show your faith and the reason your family is so special to you!

Rationale for Adventure—Helping Tigers understand what duty to God means in Scouting, and for them and their family.

#### Wolf “Duty to God” Adventure: Footsteps of Faith

Youth Handbook Snapshot of Adventure—Faith is not only a belief in a God, but showing others by your actions what your faith is. You will learn about footsteps that have come before showing faith. This can help you begin to think about how the footsteps you take as a Scout, as you learn lots of exciting new skills and adventures, can help you show your faith in God.

Rationale for Adventure—Provide consistent awareness of a Scout's faith and that by practicing his faith he is showing his duty to God.

#### Bear “Duty to God” Adventure: Fellowship of Faith

Youth Handbook Snapshot of Adventure—Treating others the way we want to be treated, often called the golden rule, is a principle found in almost every religion. It is a good rule to follow every day! It is one way we can practice our duty to God. When we help our neighbors, treat family members with kindness, help our friends, and even reach out to people in our community, we help make life better for them. Helping others is a good way to have fellowship with others. We become happier, and our faith in God is strengthened! In this adventure, you will have opportunities to practice your duty to God by helping people around you.

Rationale for Adventure—To practice their duty to God, Bear Cub Scouts will have opportunities in this adventure to be good neighbors as they reach out in fellowship to those in their communities. Cub Scouts will experience the universal principle, common to many religions, that we should treat others the way we want to be treated.

## **Webelos First Year “Duty to God” Adventure: Faith in Action**

Youth Handbook Snapshot of Adventure—Understanding more about your religious beliefs, and the beliefs of others close to you, can help you make sense of the world around you. The Faith in Action adventure allows you to explore your own faith, plan and participate in your own Scout interfaith service, and plan ways to continue your faith practices in the future.

Rationale for Adventure—A Scout is reverent. He is reverent toward God. He is faithful in his religious duties and respects the convictions of others in matters of custom and religion.

## **Webelos Second Year Arrow of Light “Duty to God” Adventure: Faith in Action**

Youth Handbook Snapshot of Adventure—In this adventure, you will have the opportunity to further explore your faith and duty to God in your own way. You can call on the past (your ancestors) and the present (you!) to get ideas about how to make faith an important part of your life.

Rationale for Adventure—A Scout is reverent. He is reverent toward God. He is faithful in his religious duties and respects the convictions of others in matters of custom and religion.

# JUNE ROUNDTABLE

## CUB SCOUT INTEREST TOPIC AND PACK ACTIVITY IDEAS FOR JULY 2015

CORE VALUE: COURAGE/THEME: UNDER THE SEA

### CUB SCOUT INTEREST TOPICS

#### Summertime Meetings— Year-round Program

Have on display the National Summertime Pack Award and handouts on the requirements (see the *Cub Scout Leader Book*). Emphasize that Cub Scouts have paid for a yearlong program, and so the pack should provide summertime activities.

Brainstorm ideas for your area on activities that packs can do. There are usually baseball games; day, resident, or family camping trips; state or county fairs; or state or national parks to visit. You can also search the Internet for children's activities in your area.

Mention that BSA publications include 12 months of programming. The *Den & Pack Meeting Resource Guide*, for example, has many meetings beyond the basic 16. Many electives are outdoor-based and fun to do! And camping—whether it's day camp or resident—is a great summer activity.

#### Summertime



If your Cub Scouts attended day camp or resident camp over the summer, you might want to encourage them to work on their Cub Scout Outdoor Activity Award. This award encourages Cub Scouts to get outdoors and develop their skills.

Each rank in Cub Scouts (Tigers, Wolf and Bear Cub Scouts, and Webelos Scouts) offers the opportunity to earn the Cub Scout Outdoor Activity Award. Boys may earn the award in multiple program years as long as the requirements are completed each year. The first time the award is earned, the Cub Scout will receive the pocket flap award, which is to be worn on the right pocket flap of the uniform shirt. Each successive time the award is earned, a wolf track pin may be added to the flap. Cub Scouts can repeat an activity for credit in a subsequent year; however, leaders should encourage boys to build on skills and experiences from previous years when working on the award for a successive year. (For example, if it is possible to participate in a different camp experience each year, it will help to challenge Cub Scouts in different ways and give them new things to do.)

The Cub Scout Outdoor Activity Award requirements are a little bit different depending on which year they are in, so read the requirements carefully. A pack can apply for the award for individual Cub Scouts by submitting a copy of the application (No. 512-013) to the local council.

#### Requirements—All Ranks

Attend Cub Scout day camp or Cub Scout/Webelos Scout resident camp.

#### Rank-Specific

**Tigers:** Complete one requirement in Achievement 5, "Let's Go Outdoors" (*Tiger Cub Handbook*), and complete three of the outdoor activities listed below.

**Wolf Cub Scouts:** Assemble the "Six Essentials for Going Outdoors" (*Wolf Handbook*, Elective 23b) and discuss their purpose, and complete four of the outdoor activities listed below.

**Bear Cub Scouts:** Earn the Cub Scout Leave No Trace Award (*Bear Handbook*, Elective 25h), and complete five of the outdoor activities listed below.

**Webelos Scouts:** Earn the Outdoorsman Activity Badge (*Webelos Handbook*), and complete six of the outdoor activities listed below.

#### Outdoor Activities

1. Participate in a nature hike in your local area. This can be on an organized, marked trail, or just a hike to observe nature in your area.
2. Participate in an outdoor activity such as a picnic or park fun day.
3. Explain the buddy system and tell what to do if lost. Explain the importance of cooperation.
4. Attend a pack overnighiter. Be responsible by being prepared for the event.
5. Complete an outdoor service project in your community.
6. Complete a nature/conservation project in your area. This project should involve improving, beautifying, or supporting natural habitats. Discuss how this project helped you to respect nature.
7. Earn the Summertime Pack Award.
8. Participate in a nature observation activity. Describe or illustrate and display your observations at a den or pack meeting.
9. Participate in an outdoor aquatic activity. This can be an organized swim meet or just a den or pack swim.
10. Participate in an outdoor campfire program. Perform in a skit, sing a song, or take part in a ceremony.
11. Participate in an outdoor sporting event.
12. Participate in an outdoor Scout's Own or other worship service.
13. Explore a local city, county, state, or national park. Discuss with your den how a good citizen obeys the park rules.